

Our Heavenly Father

Parish Catechist Manual

Our Heavenly Father

Parish Catechist Manual

Faith and Life Series

Third Edition

BOOK ONE

Ignatius Press, San Francisco

Catholics United for the Faith, Steubenville, Ohio

Contributors:

Catholics United for the Faith, Sister Theresa Wynne, I.H.M., Colette Ellis, M.A., Anne Forsythe, Todd Coury, Lauren Sauter, Karen Fenton, Julie Johnson, M.T.S., and Diane Eriksen

Catholics United for the Faith, Inc. and Ignatius Press gratefully acknowledge the guidance and assistance of the late Reverend Monsignor Eugene Kevane, former Director of the Pontifical Catechetical Institute, Diocese of Arlington, Virginia, in the production of the First Edition of this series.

We also like to acknowledge Barbara Morgan for her steadfast support of the Faith and Life series and her counsel in developing the Parish Catechist Manual.

Unless otherwise noted, Scripture quotations have been taken from the Revised Standard Version of the Holy Bible, Second Catholic Edition, © 2006. The Revised Standard Version of the Holy Bible: the Old Testament, © 1952, 2006; the Apocrypha, © 1957, 2006; the New Testament, © 1946, 2006; the Catholic Edition of the Old Testament, incorporating the Apocrypha, © 1966, 2006, the Catholic Edition of the New Testament, © 1965, 2006 by the Division of Christian Education of the National Council of the Churches of Christ in the United States of America. All rights reserved.

Excerpts from the English translation of The Roman Missal © 2010, International Commission on English in the Liturgy Corporation. All rights reserved.

See www.faithandliveseries.com for additional tools and resources

© 2016 by Ignatius Press, San Francisco

All rights reserved

ISBN 978-1-58617-861-1

Printed in Canada

Contents

| | |
|--|------|
| INTRODUCTION TO PARISH CATECHIST MANUAL | vii |
| NOTES FOR CATECHISTS | vii |
| • Catechesis: Nature and Purpose | vii |
| • Catechist: God’s Instrument | vii |
| • The Role of Parents: The First Catechists | vii |
| FAITH AND LIFE PARISH CURRICULUM | viii |
| • Parish Catechist Manual | viii |
| • Third Edition Components | viii |
| • Pedagogy | ix |
| • Methodology | x |
| • Ecclesial Methodology | x |
| • Optional Activities and Resources | xi |
| • Other Methods | xi |
| GRADE 1 OVERVIEW | xii |
| • Grade 1 Text Overview | xii |
| • Grade 1 Scope and Sequence | xii |
| • Grade 1 Lesson Outline | xiii |
| • Grade 1 Salvation History Overview | xiii |
| • Resources | xiv |
| • Overview of the Parish Catechist Manual Supplemental Lessons | xvi |
| LESSONS | |
| • Introductory Lesson | xix |
| • Lessons 1–22 | 1 |
| • Liturgical Year Lessons | 219 |
| • Words to Know | 234 |
| • The Alphabet | 236 |
| • Prayers | 237 |
| • Appendices | |
| ◦ Appendix A Summary | 239 |
| ◦ Appendix B Summary | 240 |
| ◦ Appendix C Summary | 240 |
| ◦ Quizzes and Unit Tests | A-1 |
| ◦ Salvation History Timeline | A-36 |

INTRODUCTION TO PARISH CATECHIST MANUAL

Welcome to the *Faith and Life* Series Parish Catechist Manual. We would like to begin by thanking you for responding to God’s call to pass down our Catholic Faith to our children. We hope that this resource will help you to enter in to this most important task, and that the Holy Spirit will guide you, your students, and their families as you journey together in faith, hope, and love. Please take time to read through this introduction.

You are more than simply one who imparts a set of facts. You are a catechist, and the role of a catechist is even broader and deeper than the already important role of a teacher. The word “catechesis” comes from the Greek, meaning “to echo the teaching,” and the teaching that you are echoing down will come not only through the words you say, but through the life you live and the witness you give. Your first and most important task, then, as a catechist is to commit yourself more deeply to a life of prayer and holiness, asking God to strengthen you as a disciple and then to help you lead others to the Faith.

NOTES FOR CATECHISTS

Catechesis: Nature and Purpose

Catechesis is the systematic instruction of children, young people, and adults in the Catholic Faith and the teachings of the Church with the goal of making them into Christ’s disciples (cf. CCC 5). It is the handing-on of Christ’s message to His people. The *General Catechetical Directory* describes catechesis as a form of ministry of God’s Word, “which is intended to make men’s faith living, conscious, and active, through the light of instruction” (*GDC* 17; 1971).

Catechesis is part of the evangelization process of turning toward Christ. Evangelization is a first hearing of the Good News of salvation. This can be a moment or a process of conversion. Therefore, as catechists, we must be always evangelizing our youth by leading them to Jesus Christ. This manual includes discussion and activities that encourage evangelical engagement.

The Catechist: God’s Instrument

To be a catechist is to be God’s instrument. Every catechist has a responsibility to teach the fullness of the truth faithfully, while witnessing to those entrusted to His care. A fervent sacramental life and regular prayer life are the catechist’s best personal preparation. Any instructor can use textbooks and teaching tools, learn various methods for effective classroom participation, and develop lesson plans to facilitate an academic environment. But nothing is as important as witnessing through your words and deeds and petitioning God for the ongoing formation and spiritual growth of the students. No matter how much knowledge you impart to your students, you should recognize that you merely plant the seeds of faith that God Himself must cultivate in their souls.

John Paul II states in *Catechesi Tradendae*: “At the heart of catechesis we find . . . the Person of Jesus of Nazareth. . . . In catechesis it is Christ . . . who is taught . . . and it is Christ alone who teaches” (*CT* 5, 6). Religious education must always be centered on the Triune God, and on Christ Himself. God chose to reveal Himself throughout salvation history, through His creation, the prophets, the Scriptures, and most perfectly in the Person Jesus Christ. This revelation, preserved faithfully through Sacred Scripture and Tradition, has been entrusted to the Church that every catechist is called to serve.

Through catechesis, you should guide your students to seek, accept, and profoundly investigate the Gospel so that they in turn may become witnesses to Christ. The *Faith and Life* series assists the catechist in this role by integrating the *Catechism of the Catholic Church* together with Sacred Scripture into the lessons.

The Role of Parents: The First Catechists

The family provides the first and most important introduction to Christian faith and practice for any child, since parents are the primary educators of their children. Instruction in the Faith, which begins

at an early age, should include not only the parents' good Christian example, but also a formation in prayer and virtue as well as an explanation and review of what students have learned from religious instruction and attending liturgical events.

Parental participation is an integral component of the faith formation of children. Catechists should involve parents in their children's instruction. As a catechist you should discuss with parents the program and methods you are using, consult with them about better ways to teach their children, and encourage them to ask for assistance if problems arise. Let parents know that you are there to help them fulfill their duties in forming and educating their children in Christ (cf. *GDC 226, 227*).

The *Faith and Life* Family Guide is an excellent resource that equips parents to become involved as the primary educators of their children's faith formation.

FAITH AND LIFE PARISH CURRICULUM

Parish Catechist Manual

The *Faith and Life* Parish Catechist Manual has been developed for once-a-week parish catechetical programs. This manual replaces the parish lesson plans available online that are used with the school Teacher Manual. The online parish lesson plans and the specific directives from the school Teacher Manual have been integrated into one easy-to-use Parish Catechist Manual.

The Parish Catechist Manual is used with the *Faith and Life* Third Edition Student Text, Activity Book, and Family Guide. The parish curriculum occasionally combines chapters from the Third Edition textbooks in order to provide a curriculum of 22 weeks plus 3 supplemental lessons, yielding a total of 25 teaching lessons. If parish programs add liturgical events such as Mass, Confessions, etc., parishes have a total of 30+ sessions. This allows flexibility for programs that meet between 22 and 36 weeks per year. The supplemental lessons include a grade-level introductory lesson with an overview of salvation history as related to each grade level, and two lessons on the liturgical year.

See Ecclesial Methodology below for more details on implementation.

Third Edition Components

The *Faith and Life* series for grades one through eight has been used in schools, parishes, and homes across the country since its original publication in 1984. This Third Edition of the original series continues our commitment to the faithful transmission of the teachings of the Roman Catholic Church, placing special emphasis on the importance of Scripture and the *Catechism of the Catholic Church*.

The Third Edition Student Text, Student Activity Book, and Family Guide correlate with both the Teacher Manual (for schools) and the Parish Catechist Manual (for parish programs).

Student Text: *Faith and Life* Student Texts are written at an advanced reading level in order to maintain the richness of the Faith with a depth of understanding. Salvation history and doctrine is presented in a way that challenges the student's intellect so that its meaning resonates with students. In order to optimize use of this series, the text should not be used merely as a reader. This manual with suggested methodologies should be used in order to implement this series effectively. Chapter reading can be done by students either before each class or following each class.

Each chapter opens with a passage from Sacred Scripture. Additional Scripture verses are interspersed throughout the books to help demonstrate the biblical backing of the Faith. The chapters close with catechism questions that distill and synthesize key doctrinal elements from the *Catechism of the Catholic Church*. These questions are used either for memorization or for review purposes.

Each text chapter offers new vocabulary words in bold type. These words are also defined in a glossary found at the end of the book. Additionally, at the end of each text is a section of common Catholic prayers.

One of the first things you will notice about the *Faith and Life* Student Texts is the beautiful and inspiring religious artwork. Faith has inspired art for centuries, and religious art has, in turn, inspired our Faith. Art is a valuable educational tool, especially in the teaching of religious truths to children, for, in addition to the oral and written word, it offers a visual image of the subject matter. Art can also be

a source of meditation for students and catechists alike as they investigate the paintings, discuss the religious imagery, and come to understand the beautiful symbols and the artistic expressions of the realities they communicate. This manual gives a basic description for each work of art.

Activity Book: The *Faith and Life* Activity Books contain four supplemental written activities for each chapter. These activities consist of a variety of activities that reinforce or apply what the students have learned in class. These can be used for reinforcement, enrichment, student assessment of the material learned, or homework.

In the primary grades the activities focus on drawing, coloring, and simple puzzles and exercises. In the middle grades, the activities focus on comprehension and integration; memorization is also emphasized. In the final grades the activities focus on comprehension and synthesis of the ideas expressed, as students are encouraged to integrate, both intellectually and actively, what they have been taught.

Family Guide: The Family Guide is designed to guide parents in their children’s faith formation and to equip them as primary teachers of the Faith. Step-by-step instructions assist parents each week through prayer, study, life application, and means of living out the Faith. Parents, too, grow in their understanding of Jesus Christ and the Catholic Faith through the Family Guide. The Family Guide is an optional component, but its use is strongly suggested to maximize parental participation.

Assessment Tools: Chapter quizzes and unit tests are available in parish manuals and online. Additional yearly cumulative tests are also available. There is a wide variation in the application of the quizzes and tests, depending on the goals of your parish program. Quizzes and tests can be used simply as reinforcement or as an assessment of student understanding of the material. It is important that students read chapters and study vocabulary words in order to prepare for quizzes and unit tests. Quizzes may also be used as a follow-up for chapter reading at home. You may want to consider open-book quizzes as well.

Catechists may also use Parish Catechist Manual discussion questions or Activity Book questions as an informal assessment of student understanding of subject matter.

Curriculum Outline: A full detailed curriculum outline is available for each grade level. You may download these on www.faithandlifeseries.com.

Parish Catechist Manual Curriculum: A 22–25 week outline of the Parish Curriculum can be found in this manual (see below) and is available on www.faithandlifeseries.com.

Pedagogy

Pedagogy can be simply defined as the art of teaching. When asked by the Deacon Deogratias, “How are we to catechize?” Saint Augustine responded, “The instruction should begin with a narration of God’s dealings with man from the creation of the world down to the present period of Church history; they should all be referred to love as their final cause” (no. 10). The *Faith and Life* series mimics this pedagogy. Through the narration of salvation history students learn about God’s saving actions. This foundational structure serves as the basis for a deeper understanding of the Faith, which elicits a response of faith.

Faith and Life models the divine pedagogy—the manner in which God has revealed Himself. The Church has passed on His revelation. The content of the Faith unfolds through the story of salvation history as presented in Sacred Scripture and developed in Sacred Tradition. Doctrinal, liturgical, moral, and spiritual elements of the Faith flow from God’s saving work in history. Each lesson in *Faith and Life* should be taught within the context of the narrative of God’s love story so that the Good News of Jesus Christ is evident to students. Lessons and teaching resources allow for a variety of activities for different learning styles and educational needs, but all students participate in the common approach of drawing on Scripture and salvation as the basis for coming to understand sacred doctrine, the Sacred Liturgy, and the moral and spiritual life. Students encounter life in Christ and the Church as a living whole.

By using *Faith and Life*, catechists not only pass down doctrinal truths of the Faith, but moreover they echo down a family story of love. This story is one that begins with creation by a loving God, and one that moves each of us through this earthly life to life eternal in a love that never ends. For this reason, it is important that we share our family story of faith, also known as salvation history. When we share the story of salvation history, this narration increasingly becomes our own story. It then leaves in the hearts of our young students the knowledge that they have been loved into being by a God Who has a special plan for their lives.

To assist catechists in effectively implementing this pedagogical structure, the parish curriculum provides several tools: (1) a written overview of salvation history to provide a bird's-eye view of the pedagogical structure; (2) a timeline of salvation history; (3) an introductory lesson of salvation history for each grade level; and (4) liturgical year lessons that are presented within the context of salvation history. Each lesson of the *Faith and Life* series should be taught within the context of salvation history in order that the love story becomes the story of each student.

Methodology

This parish manual incorporates various catechetical methods. Imparting knowledge of the Faith is accomplished through prayer, liturgy, words, and deeds, as well as through activities. While methods are important, nothing can replace the value of the catechist. The catechist must be a witness to faith working in his life. Catechists should also be open to the promptings of the Holy Spirit, Who inspires and convicts us of truth.

Love should be the golden thread of the entire catechetical process. The content of the Faith is primarily about God, Who loves us. Through a catechist's response of love, we seek to make disciples who also respond in faith out of love. Our ultimate goal then is for the Word of God to become flesh in our hearts and the hearts of our students.

The parish manual uses the Ecclesial Methodology for each lesson. It is important for catechists to have a basic understanding of this methodology for optimal use of the *Faith and Life* Parish Catechist Manual. Monsignor Francis Kelly's book *The Mystery We Proclaim* gives a full explanation of the Ecclesial Methodology. Below you will find a summary of the five steps.

Ecclesial Methodology

The Ecclesial Method is a comprehensive catechetical approach. Because evangelization is critical to the catechetical process, this Parish Catechist Manual provides engaging discussion and pedagogical techniques to engage the minds and hearts of students and lead them to conversion. In order to maximize the effectiveness of both the evangelization and catechetical process, all of the steps should be used. Each step of each lesson indicates a specific time allotment to provide for a total of 60–90 minutes per class session. Optional activities are provided for different teaching styles or for longer sessions.

While using this manual, be sure to keep close to the prescribed time allotments. The time designation "30–40 minutes" means 30 minutes for a one-hour class; 40 minutes for an hour and a half class. In order to maximize the effectiveness of the Ecclesial Method, it is important to finish the lesson and use all of the five steps. Lessons can be expanded by using all of the optional activities and discussion. Lessons can be condensed by using focus points, summaries, and conclusions, and using less discussion under each focus.

Preparation: The preparation step in the Ecclesial Method is to prepare the students for learning and conversion. The intention is to draw students away from secular distractions into a prayerful learning environment, in order that they become open to the promptings of the Holy Spirit.

Depending on time and space limitations in a parish setting, the catechist may incorporate a sacred space or prayer table with visuals. Cover the table with a color to designate the liturgical season (purple: Advent, Lent; green: Ordinary Time; white: Christmas, Easter; red: the Passion, martyrs; etc.). This table may also include symbols that may be used in the lesson (crucifix, holy water, Bible, etc.).

The Parish Catechist Manual provides several tools to enhance the prayer experience of students. Depending on time limitations, choose one or more of the tools provided for the preparation: Sacred Scripture; sacred art; spontaneous or Catholic prayers.

Sacred Scripture and sacred art are inspired by God. Therefore, their use is an effective means that will give rise to the promptings of the Holy Spirit. Each chapter begins with a verse from Scripture that is related to the lesson. Read this Scripture verse with the short explanation provided. Sacred art draws students to Jesus Christ by visually and spiritually immersing them into the mysteries of Christ. Allow students to look at the art while you provide a very brief reflection. This step should be limited to a spiritual reflection.

Proclamation: The proclamation provides a succinct statement of truth. Its purpose is to convict the students of the Good News of Jesus Christ. Announce the provided proclamation with conviction. You

may want to repeat the proclamation slowly, but do not take time to explain it, as that is the purpose of the explanation.

Explanation: Once the proclamation has been made, it needs to be explained using methods that develop an understanding of the Faith that leads to conversion. The explanation step is generally divided into three to four focus points. Each focus point begins with a summary statement for the catechist. This is followed by bulleted discussion and ends with a conclusion. Discussion includes questions and answers. These questions provide opportunities to draw students into the lesson, assess student understanding, encourage evangelical engagement, and assist students to apply what they have learned to their lives, all leading students to become disciples of Christ. The explanation step ends with optional activities designed to reinforce the material learned or to nourish spiritual development.

Allocate your time so that you are able to teach all of the focus points. If time is tight, use the focus summaries with less discussion; if you have extra time, use the optional activities to expand on the lesson.

Life Application: Once the material has been presented and explained, catechists should facilitate a response of faith whereby students further absorb and incorporate the Faith into their lives. Because the Catholic Faith is a living faith through which we are forming young disciples, this is a critical step in the process. This step allows students to process their understanding of faith on a personal level so that it takes effect in their lives. Also, during this step, catechists should become witnesses to their own faith experiences as transformative and should encourage students to provide examples of their own lives. Specific discussion questions encourage students to apply what they have learned to the daily experiences of their lives. Choose one or more of the life application discussions or activities.

Celebration: The celebration should be carried out in a spirit of thanksgiving and praise. This step facilitates a celebration of our faith in God, hope for the Kingdom, and love of God and neighbor. Opportunities are provided to encounter Christ. Celebration activities include prayer, liturgical rites, the Sacraments, Scripture, songs, liturgical symbols, and the lives of the saints. Each lesson provides ways to celebrate and give glory to God in all that we do.

Optional Activities and Resources

This manual has been developed to include flexible options for new or experienced catechists, class times that range 60–90 minutes, and style of teaching. Please note that the Activity Book and Family Guide are optional components depending on the allotted class time and catechist or parish preferences. Additional activities and resources (Appendices B and C) can be accessed online through www.faithandlifeseries.com.

Other Methods Incorporated into the Framework of the Ecclesial Method

- Inductive and deductive methods: According to the *General Directory for Catechesis*, the inductive method “consists of presenting facts (about biblical events, liturgical acts, events in the Church’s life as well as events from daily life) so as to discern meaning these might have in divine Revelation” (GDC 150). Induction is the process of reasoning from particular to general principles. Deduction reasons from general to the particular and includes interpretation and determining cause and effect. These two methods, taken together, aid in the students’ understanding of the unity of the Faith, the interrelation of topics, and, most importantly, their practical applications. The parish manual provides step-by-step discussions and explanations that will engage students in their assimilation of the truths of the Faith.
- Formulas: Formulas allow for ease of memorization and better understanding of a topic. In the early stages of education, memorization should be used more frequently since children first need language to communicate meaning. In theology, semantics are very important, for Christians have died for their faith and schisms have occurred because of word use (e.g., the *Filioque* in the Nicene Creed still distinguishes Roman Catholics from Eastern Orthodox). Such formulas also provide a uniform method of speaking among the faithful. Formulas in the parish manual include chapter vocabulary words, catechism questions, or other means of expressing thoughts or ideas succinctly and accurately in a memorable form.
- Experience: Experience transforms abstract theories into applicable and memorable concepts. Catechists should use concrete examples in class and encourage their students to judge personal experience with

Christian values. Discussion questions in this manual or in the Activity Books provide an opportunity for students to provide and reflect on personal experiences. Students are encouraged to share experiences in which their lives have been transformed by faith.

- **Activity and creativity:** Activity and creativity can be understood as “learning while doing.” “The active participation of all the catechized . . . to respond to the gift of God through prayer, participation in the sacraments, the liturgy, ecclesial and social commitment, works of charity and promotion of human values, such as liberty, justice and peace and the protection of creation” (*GDC* 157). Creative activities also provide opportunities for students to participate actively and become engaged in the learning process. Creative activities include anything from skits to visual aids, such as the Chalk Talks, which provide concrete examples for abstract ideas.
- **Groups:** In catechesis the importance of group instruction is becoming more apparent. Groups aid the social and ecclesial formation of students, and they foster a sense of Christian co-responsibility and solidarity.

GRADE 1 OVERVIEW

Grade 1 Text Overview

The first grade text, *Our Heavenly Father*, is a simple introduction to Bible stories and teachings of the Faith. The first grader has an active imagination and is easily convinced by his emotions as well as his reason. The teacher should, therefore, make use of creative presentations reinforced through repetition, such as those included in this manual, in addition to the catechist’s personal good example.

Grade 1 Scope and Sequence

THEME: Introduction to the Blessed Trinity through presentations on God the Father, the life of Jesus, and the Holy Spirit; God’s plan of salvation and our part in that plan, especially in the Church; acquaints children with Mary, the angels, and the saints; children learn basic prayers

Weeks 1–6

- **Part I: The Old Testament**
- Chapters 1–8: The Old Testament; God, our Creator; our home in Heaven lost through Original Sin; the world prepares for the Savior

Weeks 7–16

- **Part II: Jesus Christ**
- Chapters 9–19, 25: The Incarnation, life, death, and Resurrection of Jesus

Weeks 17–22

- **Part III: The Church**
- Chapters 20–24, 26–28: The Ascension of Jesus; the descent of the Holy Spirit (Pentecost); the Blessed Trinity; the Church; and Mary, our Mother

Grade 1 Lesson Outline—Our Heavenly Father

| Faith and Life Series Parish Catechist Manual 22–25 Week Curriculum* | | |
|--|---------|---|
| LESSON # | CHAPTER | TOPIC |
| | S | INTRODUCTION |
| 1 | 1 | God the Father |
| 2 | 2 | Heaven/Sign of the Cross |
| 3 | 3 | Creator/Angels |
| 4 | 4 | Body/Soul |
| 5 | 5–6 | Adam & Eve/Grace/Original Sin/Promise of Savior |
| 6 | 7–8 | Noah/Abraham/Moses–10 Commandments |
| 7 | 9 | Annunciation/Visitation/Rosary |
| 8 | 10 | Nativity |
| 9 | 11 | Magi |
| 10 | 12 | Jesus Grows Up |
| 11 | 13 | Jesus Begins his Work |
| 12 | 14 | Good News and Bible |
| 13 | 15–16 | Miracles/Healing |
| 14 | 17–25 | Last Supper/Mass |
| 15 | 18 | Passion of Christ |
| 16 | 19 | Resurrection/Assumption |
| 17 | 20–21 | The Church/The Great Commission/Ascension |
| 18 | 22–23 | The Holy Spirit/Blessed Trinity |
| 19 | 24 | Sacrament/Baptism |
| 20 | 27 | Discipleship/Prayer |
| 21 | 28 | Communion of Saints |
| 22 | 26 | Our Mother, Mary |
| | S | Advent/Christmas |
| | S | Lent/Easter |
| | | S=SUPPLEMENTAL LESSON |
| <small>*25 Week Curriculum includes 3 Supplemental Lessons: 1 Introduction Grade Level Overview of Salvation History and 2 Liturgical Year Lessons</small> | | |
| <small>With addition of Mass/Confession and other liturgical year rites, etc., 25 weeks usually goes to 30–32 weeks. For parishes that have more than 25 teaching classes, it is suggested to expand combined chapters using provided optional activities.</small> | | |

GRADE 1 SALVATION HISTORY OVERVIEW

Salvation History Overview

Every person has a family, and every family has a story. Some families are big, some families are small, but when we gather together here at church, we realize that we all have a very large church family. And no matter which family or town or country we come from, there is one family to which we all belong—God’s family. To learn more about how we are all a part of God’s family, we need to listen to our family story. Let us begin, then, *in the beginning* . . .

In the beginning, God had so much love that He wanted to share that love. The first way that God shared His love was by creating the whole universe, and everything in it. God created the Heaven and the earth, the light and the sky, the sea and the land. Then God created all of the living things—all kinds of beautiful plants, creatures of the sea, birds of the air, and every kind of animal and creature that crawls on the earth. Finally, in the greatness of His love, God created people in His own image. Male and female He created them (Adam and Eve), and He told them to take good care of everything on earth He had given them. The place where Adam and Eve lived was called the Garden of Eden, and they lived in perfect happiness and unity with God, with one another, and with all of creation. It was truly paradise.

Because God loved Adam and Eve so much, He gave them the freedom to choose to listen to Him and to love Him in return. God warned Adam and Eve that they should not eat the fruit of the Tree of Knowledge of Good and Evil, but the evil serpent came to trick them, and Adam and Eve disobeyed God and ate from that tree. Because Adam and Eve disobeyed God, sin and death entered the world, and life was not perfect anymore. Still, God loved Adam and Eve too much to leave them in their sin; He promised that He would send someone to save them from their sins so they could live with God in perfect happiness and unity again.

God wanted His family to be back together again, and so He made special sacred family bonds (also known as covenants) with people to help bring His family back together. While sin had separated people from God, God used His special covenants to make His family bigger and bigger until we could all be one family again. After His first covenant with Adam and Eve in marriage, God made His next covenant with Noah and his whole family, saving them with an ark and giving a rainbow as a sign of God's everlasting love. Next, God made a covenant with Abraham, making him the father of large numbers of people. God then entrusted Moses with the Ten Commandments and made him the leader of a national family made of twelve tribes. Then a young man named David was chosen by God to be a king for the people, the leader of a national kingdom. All of these people were preparing the way for someone very special, the one whom God would send to bring all of the human family back together again.

Finally, God sent down His Son, Jesus, to save all of us from our sins and to bring back the whole human family from every household, every tribe, and every nation. Through Jesus' covenant, every person in the whole world could be united again in the same family under our one Father in Heaven, God. Where Adam and Eve failed to obey God and to sacrifice, Jesus and His Mother, Mary, always obeyed God the Father. Jesus even sacrificed His own life on the Cross so that we could be saved from our sins. On the third day after He died, Jesus rose from the dead and now lives in Heaven; He sent us the Holy Spirit to stay with us in the Church until Jesus comes to earth again at the end of the age. Just like we spend time with our own families at home to celebrate our lives together, we also come together as God's family to celebrate in the Church. When we were baptized, God adopted us as His own sons and daughters, and He also gave us Jesus in the Eucharist (Holy Communion) so that we can always stay close to Him and to one another in this life. Through Jesus we are united with all of God's family throughout the whole world, and even with those already in Heaven, the saints. God the Father, His Son, Jesus, and the Holy Spirit, along with all of the angels and saints, are praying for us every day and hoping to someday welcome us to Heaven, our eternal home, where we will live for all eternity as one large family of God.

RESOURCES

***Faith and Life* website** (www.faithandliferies.com): The following are available for each grade level: scope and sequence, curriculum outlines, samples, updates, Parent as Primary Educator in the Family Guide, webinars, and other resources.

Online Resources: Go to the resources tab for online resources for each chapter of each grade level. These include a lesson plan, PowerPoint presentation with visual aids, related video clip, and a related activity.

Catechist Formation Resources at www.faithandlifeseries.com

- *The Catechism of the Catholic Church and the Craft of Catechesis*, Ignatius Press
- Webinars provided: “*Faith and Life Overview*” and “*How to Effectively Implement the Faith and Life Series*”
- *Faith and Life Training Seminar DVD*
 - Part I—Overview of Catechesis and *Faith and Life*
 - Part II—Ecclesial Methodology
 - Part III—Overview of Salvation History
- Other Resources:
 - **Faith and Life Online website:** Activities and sacred art explanations. *Faith and Life Online* is also available through this website.
 - *Education in Virtue:* Supplemental materials to teach and nurture virtue
 - **Music:** See specific music recommendations in each lesson. Website provides links to downloadable MP3s.
 - **Bibles:** Ignatius Bible: RSV, Second Catholic Edition, or *The Catholic Bible for Children* (M:CBS-P)

The *Catechism of the Catholic Church*

The *Catechism of the Catholic Church* is an important tool for all catechists to use as a reference and teaching guide. The structure of the *Catechism* consists of four parts. The first two parts are about God’s saving works: Part 1, The Profession of Faith (the Creed); Part 2, The Celebration of the Christian Mystery (the Sacraments and the Liturgy). The remaining two parts consist of our response of faith: Part 3, Life in Christ; Part 4, Christian Prayer. Catechesis should begin with God’s works as found in the first two parts. “It is significant that these two parts precede those on morality and prayer, which identify the character of our response to God’s saving work for us and in us. God’s action comes first; how we live and pray comes second (*The Catechism of the Catholic Church and the Craft of Catechesis*, p. 21). *The Catechism of the Catholic Church* presents these pillars of truth as a living unity of faith. *Catechism* references are found at the beginning of each lesson.

The Creed: The Creed is a summary of the Faith and the Church’s baptismal promises. As a public profession of faith, Catholics find in it their identity as members of Christ’s Mystical Body. This is the Faith handed down from Christ to the Apostles and to the entire Church.

Sacraments: The seven Sacraments are outward signs instituted by Christ to confer grace. Active participation in the sacramental life of the Church, such as attending Mass prayerfully and faithfully, should be encouraged from a young age.

The Moral Life: The moral life does not limit; instead, it provides the boundaries that define the Catholic identity and allow for proper love of God and neighbor. A right moral life is man’s gift to God, a response to His unconditional love, and a pathway to true freedom. Every Catholic should be an example to others.

Prayer: Prayer unites a person with God (through words, actions, silence, and presence) and should be encouraged and put into practice from early childhood. There are many forms of prayer, and each brings the soul closer to God.

Faith and Life Series

Parish Catechist Manual

Grade 1 Supplemental Lessons

Three Supplemental Lessons

The *Faith and Life* Series Parish Catechist Manual includes three supplemental lessons:

- Supplement #1—Introduction to Salvation History (used as an introduction and welcome)
- Supplement #2—Liturgical Year: Advent/Christmas
- Supplement #3—Liturgical Year: Lent/Easter

Aims of Faith and Life Supplemental Lessons

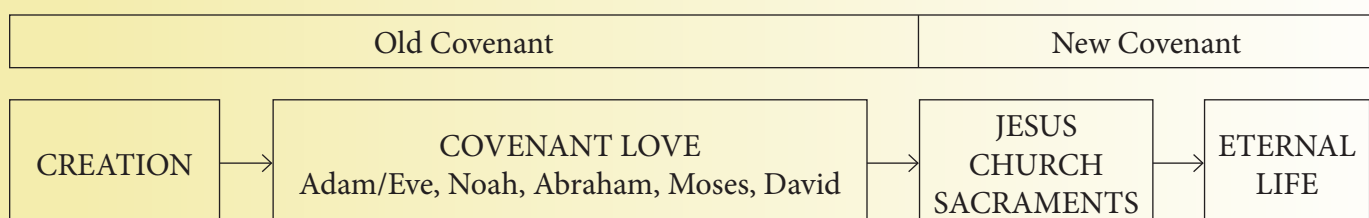
The story of salvation history provides the pedagogical structure of the *Faith and Life* series. Doctrinal, liturgical, spiritual, and moral elements of the Faith flow from this structure. Therefore, the objective of these supplements is to provide students with a bird’s-eye view of God’s saving plan. In these lessons students will learn that

- God has a plan for their lives and that they are part of His plan of love and mercy.
- God reveals His saving plan through covenant love.
- The purpose of our life on earth is to attain eternal life.
- Because of the sin of Adam and Eve the nature of man is fallen; therefore, each of us is in need of a Savior.
- Our Savior Jesus Christ became man and was crucified for our sins; He was resurrected from the dead and is a living God.
- God gave us the gift of the Church and the Sacraments as part of His plan.
- Each of us is called to a response of faith to Jesus’ act of self-giving love. In our response of faith, we come to encounter the Risen Christ and live out the Gospel message.
- Through our faith response, we come to know, love, and serve our Lord, through Whom we will attain eternal life.
- Through our participation in the liturgical year, we walk with Christ as we celebrate the history of our salvation.

Salvation History Overview Supplement

This supplement provides students with a general overview of God’s saving plan. Lessons for the Student Text should be presented within the context of this larger picture. Understanding salvation history provides purpose for learning and purpose for life itself. In order to implement the pedagogical structure of the series effectively, *it is strongly encouraged* to begin the year with the overview of salvation history found in each grade level lesson plan.

GOD’S PLAN OF SALVATION OVERVIEW



| Scripture References | Catechism References |
|---|--|
| <p>Salvation History Creation: Genesis 1:1–2:25 Man Made in the Image of God: Genesis 1:26–27 Fall of Man: Genesis 3:1–24 The First Gospel: Genesis 3:15 Covenant with Adam and Eve: Genesis 1:27–28 Covenant with Noah: Genesis 9:1–17 Covenant with Abraham: Genesis 12:1–3 Covenant with Moses: Exodus 12:5; 24:8 Covenant with David: 2 Samuel 7:11–14 Jesus’ Fulfillment of Prophecies: Matthew 28:19 (Mark 1:8); John 19:32–33 (Psalm 34:20) Eternal Life: Revelation 21:1–3</p> | <p>Salvation History Old Law Preparation for the Gospel: 1964 God Forms His People: 62 Covenants: 54–64 Jesus’ Mission of Salvation: 456–60 Typology and Unity of the Old and New Testaments: 128–30, 140</p> |
| <p>Advent/Christmas Word Becomes Flesh: John 1:1, 14 Annunciation: Luke 1:28–35 Birth of Christ: Luke 2:5–7 Shepherds: Luke 2:8–11 Epiphany: Matthew 2:2–8</p> | <p>Liturgical Year: 1168–173 Advent: 522–24, 1095 Christmas: 1171</p> <ul style="list-style-type: none"> • The Incarnation: 258, 262, 456–64 • Conceived by the Power of the Holy Spirit and Born of the Virgin Mary: 484–511 • The Christmas Mystery: 525–26 • He Will Come Again in Glory: 668–77 |
| <p>Lent/Easter Temptation of Christ: Matthew 4:3–7; Luke 4:5–7 Trial of Jesus: Mark 15:1–26 Last Supper: Matthew 26:17–30; Mark 14:13–26; Luke 22:11–22 Agony in the Garden: Mark 14:34–36 Passion of Christ: Matthew 26:30–27:54; Mark 14:26–15:25; Luke 22:39–23:33; John 19:23–42 Resurrection: Matthew 27:55–28:8; Mark 16:1–5; Luke 23:53–24:49; John 19:40–20:18 Ascension: Acts 1:1–11</p> | <p>Lent: 540, 1095, 1438 Easter: 638–58, 1168–70</p> <ul style="list-style-type: none"> • Passion and Death of Christ: 595–637 • Resurrection: 638 • Ascension of Christ: 659–66 • Pentecost: 731–32, 1076, 1287, 2623 • Penance: 1430–39, 1450–60 • Sin: 1846–76 |

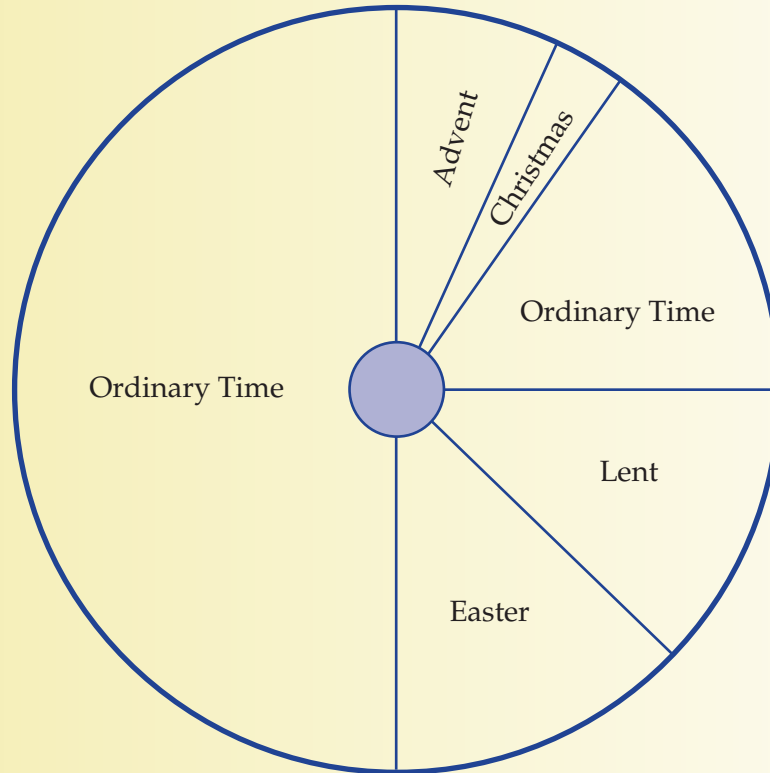
Liturgical Year Supplement

The Church celebrates the history of our salvation through the liturgical calendar. This celebration begins with the season of Advent and culminates in the Easter season with the Resurrection of Jesus Christ. The last Sunday in the liturgical calendar is the Feast of Christ the King. The liturgical calendar is marked by events of the mysteries of the life of Christ as well as the lives of the saints and the Blessed Mother. In the *Faith and Life* series the liturgical year is naturally woven into the curriculum as it appropriately fits into the story of salvation history. However, in some grade levels supplemental chapters found at the end of the text highlight particular Church seasons. These liturgical year lessons maximize use of existing text material as they highlight aspects of the Church seasons. Through our participation in the liturgical year, which highlights the mysteries of Christ, salvation history continues and God’s story becomes our story.

Liturgical Calendar

Use the following liturgical year calendar (or the one found in this Appendix). Point out to students that through the liturgical calendar year they participate in the story of salvation history.

Almost every feast of the Church gives me a deeper knowledge of God and a special grace. That is why I prepare myself for each feast and unite myself closely with the spirit of the Church. (Saint Faustina Kowalska)



Grade 1

Introduction to Salvation History

Note to catechist: see Salvation History Overview in Introduction

LESSON FOCUS

This lesson will introduce students to one another and to the theme of their book, *Our Heavenly Father*. God the Father loves us unconditionally, and He has a plan for us to be one with Him in Heaven one day. God tells us the love story between Himself and each of us in the Bible. Jesus leads us to Heaven, and through the power of the Holy Spirit, God gives us His life. Students will learn that God gives us the Church, Mary, our guardian angels, priests, and the Sacrament of Baptism to help us get to Heaven.

AIMS

- Students will be introduced to one another and to the theme of this year.
- Students will know that God loves them and has a plan for them.
- Students will begin to see themselves as a part of God’s love story as found in the Bible.

MATERIALS

- Bible
- Crucifix
- White board and markers
- Grade 1 Student Text, *Our Heavenly Father*
- Copies of handout, *My Journey to Heaven* (see Appendix B-35)
- Construction paper, scissors, and crayons (see Welcome Optional Activity)

Begin the Lesson

Preparation (5–10 minutes)

Use one or more of the following resources for prayer and student preparation for the lesson.

SCRIPTURE: Student Text, p. 11

“No eye has seen, nor ear heard, nor the heart of man conceived, what God has prepared for those who love him”
(1 Corinthians 2:9).

Today we are going to talk about our journey to Heaven. God tells us that no one has seen or heard what God has prepared for us in Heaven.

SACRED ART: Student Text, p. 10

Dance of the Angels and the Just in Paradise (detail), Fra Angelico
All the angels and saints in Heaven are dancing with joy.

PRAYER: The Sign of the Cross, Student Text, pp. 12–13

Make the Sign of the Cross; show students the crucifix and help them to see that when they make the Sign of the Cross they are tracing Jesus’ Cross.

Welcome (25–35 minutes)

- Welcome students to their first grade class. Introduce yourself and give the children a description of your life: your family, your interests, and your pets.
- Hold up the Student Text, *Our Heavenly Father*. Explain to students that this year they will be learning about God, Who is our Father in Heaven.
- Hold up a Bible. Tell the students the following: The Bible tells us God’s story of love. We are all a part of God’s story. This year we will learn some of the story about God and how we are a part of that story of love.

WORDS TO KNOW

salvation history: the love story between God and man as told in the Bible. This love story continues with each of our lives as Jesus leads us to Heaven.

WELCOME OPTIONAL ACTIVITY

- Preparation: Use a large piece of construction paper. Draw as many pieces in the puzzle as there are students in the class. Cut the pieces so that each student gets one piece. Students will decorate their piece of the puzzle.
- In class: Show the students the class puzzle activity; pass out a piece to each of the students. Show them your piece as an example. Instruct students to decorate their piece with something that identifies who they are. Have them put the puzzle together in the center of the table. Explain to students that the pieces of the puzzle fit together just like all of the students come together to create a class.

Proclamation (1 minute)

(Proclaim slowly, then repeat.)

God loves each of us, and He has a plan for all of us to be with Him in his heavenly home. Jesus leads us to Heaven.

Lesson Explanation (20–30 minutes)

Explain focus points in your own words or use the discussion points and questions.

Focus 1: God has a plan of love for each of us.

- We all make plans. A plan is a list of things to do before a special event.
 - *Can you think of a time when you made a plan for a very special occasion? (Birthday party, Christmas party, etc.)*
 - *How did you plan for the special occasion? (Make a list, go to store, send out invitations, etc.)*
 - *What kinds of plans do you think your parents have for you? (Become a good Catholic, go to school, have fun, etc.)*
- God has plans for us too.
 - God loves each of us very much; He has plans for us to be happy. God has a plan that one day we would all be with Him in his home in Heaven. In Heaven everyone is perfectly happy.
 - Look at the cover of our book. It is called *Our Heavenly Father*. God, our Father in Heaven, is looking down on us, making sure we are safe and happy.
 - Look at the picture on Student Text, page 10. This is a picture of the angels and saints in Heaven. They are very happy because they are with God.
 - *What does it look like they are doing in Heaven? (Singing; dancing; celebrating.)*

FOCUS | OPTIONAL ACTIVITY

- Have each student draw a picture of themselves in the center cloud of the handout and then color.

- *How do you think we get to Heaven?* (Jesus helps us to get to Heaven.)
- Let's talk about God's plan for us to love Him and to get to Heaven. This year we will learn more about all of the ways Jesus helps us get to Heaven.
- *Who did God give us to help us get to Heaven?* (Jesus, our parents, brothers and sisters, guardian angel, etc.) All of these people love us.
 - *Who teaches us about God?* (Our parents, teachers, and others.)
 - *What/who did God give us to help us be safe?* (Parents; policemen; home.)
 - *What/who did God give us to help us be happy?* (Families; friends; places to go to have fun—fields, beaches, trees to climb, etc.)
 - *Who/what did God give us to help us love Him?* (Parents; priests; saints in Heaven; our parish church.)
- *What is the name of our parish?* (Answers will vary.)
 - *Did you know that this is a Catholic Church?* (Yes.)
- *Can anybody think of a special time in your life when you became Catholic or part of God's special family? What do we call this?* (Baptism.)
- **Hand out** copies of My Journey to Heaven. (See handout in Appendix B-35.)
 - Look at all of the pictures on your paper. *Who/what do you see that will help us get to Heaven?* (See handout.) All of these were given to us by God to help us be holy, happy, and safe, as well as to help us love one another.
 - *Do you think that God has a plan for you?* (Yes.)

Conclusion: God the Father is our Heavenly Father. He leads us to Heaven through the help of all of the people in the handout. Jesus, the Church, Mary, our guardian angel, our parents, the priests, and our Baptism—all of these things are part of God's plan for us to be with Him in Heaven one day. (Students may add pictures of other people that help them get to Heaven.)

Review Supplemental Lesson—Introduction to Salvation History

- God has a plan for us to be with Him in Heaven.
- Many people help us to get to Heaven: Jesus, Mary, our guardian angels, our parents, priests, and the Church.

Application (5–10 minutes)

Choose one or more of the following for discussion.

- God has a plan for each of us to get to Heaven. He gave us so many people and things to help us get there. YOU are a part of God's plan!

- *Do you believe that God has a plan for your life? (Yes.)*
- *Does God's plan for your life give you hope for Heaven? (Yes.)*
- *Does God's plan for your life show us how much God loves us? (Yes.)*
- *What can each of us do to thank Jesus for leading us to Heaven? (Pray; go to Mass with our parents; be kind and loving; be thankful for all that God gives us; etc.)*

Celebration (5 minutes)

- Pray in thanksgiving that we are all a part of God's plan:
Dear God, thank You for my life and for all of the people in my life that will help me to get to Heaven. Thank You especially for Jesus, Who leads me to Heaven. Thank You for my parents, my family, my guardian angel, and my friends. Thank You for my Catholic Faith, for my parish, and for the priests who help guide us to Heaven. Thank You for my teacher this year, who will teach me about God's love for me. Amen.

Lesson 1

Chapter I—God Is Our Father

Correlated Materials

Student Text: Chapter 1, pp. 6–9
Activity Book: Chapter 1, pp. 1–4
Family Guide: G 1–1, pp. 8–9

CHAPTER FOCUS

God is our Creator and Father, Who loves us and cares for us. He made the world and everything in it. He blesses us with all good things, providing for all our needs. We should recognize those gifts and thank Him for them. We also should talk to God, just as we talk to our earthly fathers. That’s what prayer is—talking to God. He always hears us when we pray. Because God is our Father and because He created and loves everyone, we should love everyone too.

AIMS

- Students will be able to explain that God is our perfect Father in Heaven who created each of us out of love and that we are children of God.
- Students will know that God wants them to respond to his love with love and gratitude.
- Students will be able to understand that they can and should talk to God in prayer and that God always hears their prayers.

Begin the Lesson

Preparation (7–10 minutes)

Use one or more of the following resources for prayer and student preparation for the lesson.

SCRIPTURE: Student Text, p. 7

“Behold, I have graven you on the palms of my hands”
(Isaiah 49:16).

Jesus is telling us He is holding us in the palm of His hands.

SACRED ART: Student Text, p. 6

The Creation of the Sun and Moon, Raphael.

God’s hands are important in this painting because they show the intentionality of His action. God created and placed the sun and the moon in their positions. He lovingly created us and keeps us always before Him—we are carved in the palms of His hands.

PRAYER WITH CHILDREN:

Thank You, Father, for creating me, and for Your plan for me. I know You love me. Help me to live and love You as You want me to do.

Proclamation (1 minute)

(Proclaim slowly, then repeat.)

God is our Heavenly Father, who created us because He loves us. He wants us to know Him and love Him. Since God is the Father of everyone, we should love everyone in His family.

Lesson Explanation (35–45 minutes)

Explain focus points in your own words or use the discussion points and questions.

CATECHISM OF THE CATHOLIC CHURCH REFERENCES

- God as Father: 238–42
- God Created an Ordered and Good World: 299
- God Created Man “in His Own Image”: 355–57
- Prayer: 2559–65, 2590, 2644
- “Our Father Who Art in Heaven”: 2777–802

MATERIALS

- Bible
- Name tags
- Pencils
- Crayons
- Blank paper
- Picture of a child talking to his father, and a picture of a child praying
- Picture(s) of Saint Thérèse as a child
- Plastic jewels (to use as illustration and as reward for attentiveness/proper behavior)

WORDS TO KNOW

prayer: talking to God. You can use prayers you have learned or just tell Him what you are thinking.

Our Father: the special prayer that Jesus gave us. We say it to our Father in Heaven.

FOCUS 1 OPTIONAL ACTIVITY

- Instruct students to draw a simple picture of the world, including in the picture some things God has created, but most prominently a picture of themselves. Have them write: “God is my Father. He loves me.”

Focus 1: Everything begins with God, Who created Heaven and earth. He is our Heavenly Father Who created us because He loves us. God created us for unity with Him. He has planned for us to know Him and love Him and live with Him forever in Heaven.

- Close your eyes and think of the beautiful earth, all of creation. Picture the blue sky, the white clouds, the sun and the stars and the moon; picture the land with the hills or mountains and the sea; picture the trees and the green grass and flowers, the birds and the animals. All of creation is beautiful. Now picture all of the people you love.
- **Do you know who created all that exists? (God.)**
 - That’s right, God created everything. He did not *have* to create anything, but He did—for us. He created everything and everyone out of love.
 - Because God created us out of love, He is our Father.
- God created us because He loves us and wants to share His life with us. God’s life is beautiful, and perfectly good and loving. He wants us to share in His goodness and love.
 - It is God’s plan for us to know Him, love Him, serve Him, and one day live with Him in perfect happiness in Heaven.
- **Write on the board:** God is my Father Who loves me.
 - Since God created everyone, He is the Father of everyone. That means that all people are brothers and sisters, and we should love them because we are all in God’s family.
- **Write on the board:** He made me in His image.
 - God made us in His image so that we can love as He loves. Like God, we can think and we can love and we can make choices.
 - **Do you like to think? Do you like to love others? Do you like to make choices? (Yes.)**
 - Of all God’s creatures, God gave *us* (all of mankind) these special gifts . . . thinking, loving, and the ability to choose what is right. We can choose to love and live for God, just like He chose to love and give life to us. We can choose to follow Him, or not.
 - **What do you want to choose? (To love and live for God.)**
 - **In what way are you like God? What does it mean to be made in His Image? (Like God, I can think, love, and choose to do good.)**
- **Write on the board:** I can think, I can love, I can choose: These explain what makes us especially in God’s Image.

Conclusion: God is our Father because He is the Creator of all that exists. He created us because He loves us, and He made us special above all creatures to share in His life. We are like Him in that we can think, love, and choose.

Focus 2: God wants us to know Him and love Him. He shows His love to us through all the good gifts He has created for us and through His continual care for us.

- *If you wanted someone to know that you love them, how would you show your love? (Answers will vary, but will likely include things like giving hugs, gifts, smiling and talking to others, doing things to help others.)*
- God shows that He loves us by giving us this beautiful world to live in and by giving us everything we need, including our families. He gives us good things— food to nourish us, shelter, friends and family, pets, seasons, sunshine and flowers—all to show that He loves us.
- God loves us perfectly, always, no matter what.
- Our parents mirror God’s love. They love us, just as God loves us, always, no matter what. And, though it is hard to imagine, God loves us infinitely . . . that means God loves us more than our parents do.
- *What do we do when we love someone? (We take care of him.)*
- When you love someone, you take care of his needs. **How does God take care of us?** (Through our parents or guardians.)
 - Yes, God takes care of us through our parents, and by continually providing abundantly for our needs.
 - *How does God show His love for us? (By creating our beautiful world for us and by giving us all the things we need, especially our families.)*
- Let’s think about the Scripture (hold up Bible) we read at the beginning of class. “Behold, I have graven you on the palms of my hands.”
 - This means that God always sees us and will never forget us, and will never stop loving us and caring for us.
 - It is as though He has a picture of each one of us carved on the palms of His hands, just because He loves us. If I had your picture on the palm of my hand, I would think of you every time I lifted my hand to use it. That would be many times every hour!
- *Where would you hold someone, or something precious, to keep him safe? (In one’s hand, or by the hand.)*
 - *If you wanted to keep your little brother safe crossing the street, would you hold his hand? (Yes.)*
 - God holds our hand too. In a much more secure way, God holds you and keeps you safe because He loves you. He tells us this in the Bible.
 - **Read** Psalm 73:23: “Nevertheless I am continually with you; you hold my right hand.”
 - When you hold something (or someone) in your hand, you always know where it is. You are conscious of it being there and you remember to take care of it. Let’s thank God for always loving and taking care of us!

Conclusion: God continually sees us, loves us, and cares for us.

FOCUS 2 OPTIONAL ACTIVITIES

- Activity Book, p. 1
- With input from the children, make a list of God’s gifts to us. **Explain** that all the good things in their lives are God’s gifts to them.

Saint Thérèse of Lisieux

Also known as the “Little Flower,” Saint Thérèse was born in France in 1873. She became a Carmelite nun at age fifteen. She died of tuberculosis in 1897 at the age of twenty-four, and was canonized in 1925. She is the patron saint of missions. She showed that one can become a saint by doing every little thing out of love for God, and that trusting completely in His love for us, as a little child trusts her own parents, is essential. She called this “the little way of spiritual childhood.” Her feast day is October 1.

FOCUS 3 OPTIONAL ACTIVITIES

- Activity Book, p. 4: Have students draw a picture of themselves talking with their fathers and another talking to God in prayer.
- **Pray:** “Thank You, Father, for making me and loving me. Help me to remember to spend time with You every day. Amen.”

Focus 3: We get to know God by spending time with Him in prayer.

- **Have students pair up.** Give students a few minutes, and tell them you want them to learn one thing about each other by talking.
 - *Did you learn anything about your partner? (Yes.)*
 - *Would you have liked to have spent more time with him or her? (Yes.)*
- If you want to get to know someone, you spend time with him. You talk with him. So it is with God. The more we spend time with Him, and talk to Him, the better we will get to know Him and love Him.
- *Does anyone know how we can talk to God? (Prayer.)*
- **Prayer** is talking to God. We can pray with our voices or we can pray with our hearts. Saying Catholic prayers with our voices, like the Our Father, is one way to pray.
- Simply talking to God with our hearts (or voices) is another way to pray.
- Saint Thérèse loved to talk to God. She is a good model for us with prayer. **Show** the children a picture of Saint Thérèse as a child.
 - Thérèse liked to go to a small space behind her bed to pray. There she could be alone with God and could tell Him all the things that were on her mind and in her heart, and think about the things she had learned about God.
 - *Can you think of a place in your home where you can go to be with God? (Answers might include in a closet, or behind a sofa.)*
 - Encourage the children to spend time with God every day.
- **Show** the children a picture of a child talking to his father and another picture of a child praying. **Compare** the two pictures.
 - Each picture shows loving communication. Just as your father likes to hear you tell him about your day, or about your interests or needs or problems, our Heavenly Father does too.
 - Enjoying conversations with your own father mirrors what it is like to talk to God. Though you may not see or hear Him talking to you as clearly as you do your father, He looks at you, and always hears you, even when you pray silently.
 - God loves you and shows you that He loves you in many ways. Look for ways that He shows you His love and answers your prayers.
 - *Does God always hear us when we pray, even when we pray silently? (Yes, God always hears our prayers, even when we do not say them out loud.)*

Conclusion: God wants us to pray to Him. He wants us to get to know Him. He always hears our prayers.

Focus 4: Jesus taught us to call God our Father. He gave us the prayer we know as the Our Father.

- When Jesus' disciples (those who followed Him) asked Him to teach them to pray, Jesus gave them the prayer that we know as the **Our Father**.
 - He taught them that God wants us to call Him "Father" because He wants us to know that God really is *our* perfect Father, not just Jesus' Father. He wants us to experience His love and care for us as the Father that He is.
 - *Is God really our Father?* (Yes, he is our Father in Heaven.)
- Time will not allow a thorough teaching of the Our Father, but **explain** some of the terms so that it is more easily understood by the children. Say each line and explain the following as you go.
 - The word *hallowed* means holy. God's Name is holy.
 - The words *art* and *thy* are old words that mean *is* and *your*.
 - The word *trespasses* is another name for *sins*.
 - This prayer has been prayed ever since Jesus taught it a very long time ago, and so some of the words of this prayer are words that are not used much today because our language has changed some over the years.
 - But God understands—and it is a wonderful thing to think about the fact that our great-grandparents prayed the same prayer, using the same words as we use today!
- The Our Father praises God and asks Him to take care of us in every possible way.
 - We tell Him that we want to love and obey Him just as much as the saints and angels do in Heaven. We ask Him to forgive our sins, and we tell Him that we will forgive others.
 - It is a perfect prayer because it came from God Himself.
 - *Who taught us to pray the Our Father?* (Jesus taught us to pray the Our Father.)

Conclusion: Jesus showed us that God is our Father Who loves us. He taught us to pray the Our Father.

Review Lesson I, Chapter I (3 minutes)

- God is our Heavenly Father, who created us and everyone on earth because He loves us.
- God wants us to know Him and love Him. Praying every day helps us get to know and love Him.
- Jesus taught us to call God our Father and gave us the prayer we know as the Our Father.
- Since God is the Father of everyone, we should love everyone in His family.

FOCUS 4 OPTIONAL ACTIVITIES

- Thank Jesus for showing us how much God loves us. **Pray** the Our Father together.
- Activity Book, p. 3

Application (10–20 minutes)

Choose one or more of the following for discussion.

- **What can you do to show God how much you love Him?** (I can obey Him by obeying my parents, and I can talk to Him in prayer, etc.)
- **When you talk to your father, what are some of the things you talk about?** (Answers will vary.) **Can you talk to God about those same things? What else can you talk to God about?** (Answers will vary.)
- **What can you do to remember to spend time with God each day?** (Answers will vary.)
- **Each child here is your brother or sister in Christ. Think about how you will show them love, because they are part of God's family.** (Expressions will vary.)

Celebration (5–10 minutes)

Choose one or more of the following.

- Prayer: Our Father, Student Text, p. 9
- Song: “God Father, Praise and Glory” in the *Adoremus Hymnal*, #464, or other appropriate song
- Pray a prayer of thanksgiving: Thank You, God, for creating me and for Your plan for me. I know You love me, and I love You back!

Take Home

- Student reading for next lesson: Student Text: Chapter 1, pp. 6–9; Chapter 2, pp. 10–13
- Optional: Activity Book: Chapter 1, pp. 1–4
- Optional: Family Guide: G 1–1, pp. 8–9

Note: As this is the first class (unless introductory supplemental lesson was used), there will need to be time for introductions, giving expectations to the children, and maybe making name tags, communicating with parents, etc. So, the explanation time will not really have 35 to 45 minutes. Allow 10 minutes or so for these introductory things.



1 God Is Our Father

“Behold, I have graven you
on the palms of my hands.”
Isaiah 49:16

Did you know that you have a Father who is in Heaven? He is your Father. He is your parents’ Father. He is your grandparents’ Father. He is the Father of all of us. He is God.

God is the One Who made us. God made the world we live in, too. He made flowers, vegetables, trees, and animals. God made the sun and the stars and the big, blue sky. He also made rivers and lakes and oceans, and everything there is.

Why did God make you? God made you because He loves you very much. Because God loves you, He watches over you day and night. He does this by giving you all the things you need. So the food we eat, and the things we need to make clothes and houses, all come from God.

God gives you your family, the people who take care of you, and all the people you love. God makes

7

many things you like, things like warm sunshine, icy snow, and lots of water in which to swim. He also did not forget to make all the animals that make us happy.

How good our Father is! We should give thanks to God for all these gifts, like this:

Thank You, God, for everything!



When you talk to God, He always hears what you say. That is what **prayer** is—talking with God. God wants us to pray to Him. He loves us and wants us to talk to Him about everything.

God wants you to call Him “Father.” So we can remember, He even gave us a prayer called the **Our Father**. It begins this way:

“Our Father, Who art in Heaven...”

8

Words to Know:

prayer Our Father

- Q. 1** *Who made you?*
God made me (CCC 355).
- Q. 2** *Why is God called Father?*
God is called Father because He is the Creator of the world (CCC 238).
- Q. 3** *How does God our Father show His love?*
God our Father shows His love by caring for His children (CCC 239).

We Pray:

OUR FATHER

Our Father, Who art in Heaven, hallowed be Thy Name; Thy Kingdom come; Thy will be done on earth as it is in Heaven. Give us this day our daily bread, and forgive us our trespasses, as we forgive those who trespass against us; and lead us not into temptation, but deliver us from evil. *Amen.*

9

Name: _____

God Is Our Father

Quiz 1

Fill in the blanks. Trace the gray letters and fill in the rest.

Word Bank

God me made Thank need

1. **God** is my Father.
2. God **made** me.
3. God gives me what I **need**.
4. God loves **me**.
5. **Thank** You, God.


Name: _____

“Behold, I have graven you on the palms of my hands.”

Isaiah 49:16a


You are safe in His love and care.

Draw yourself on the palm of God’s hand.



Name: _____

Draw or cut and paste onto this page pictures of different things God gives us. Can you fill this page?



Name: _____

Our Father

Use the following words and page 9 in your textbook to help you fill in the blanks.

| | | | |
|---------|---------|---------|--------|
| Father | Name | evil | lead |
| day | bread | will | Amen |
| Kingdom | done | forgive | Heaven |
| | forgive | Heaven | |

Our **Father**, Who art in **Heaven**,
Hallowed be Thy **Name**; Thy
Kingdom come; Thy **will**
be **done** on earth as it is in
Heaven. Give us this **day** our
daily **bread**, and **forgive** us
our trespasses, as we **forgive**
those who trespass against us;
and **lead** us not into
temptation, but deliver us from **evil**.
Amen.

Name: _____

**Draw a picture of yourself
talking with your father.**

**Draw a picture of yourself
talking to God the Father
in prayer.**

Lesson 2

Chapter 2—Heaven Is Our Home

Correlated Materials

Student Text: Chapter 2, pp. 10–13
Activity Book: Chapter 2, pp. 5–8
Family Guide: G 1–2, pp. 10–11

CHAPTER FOCUS

Heaven is the place God made for us, and where He has chosen to live. It is a place of perfect happiness. If we spend our lives loving God and others, we will go to Heaven when we die and be happy there forever with God. Jesus made that possible. When He died on the Cross, He opened Heaven's gates to man. When we make the Sign of the Cross, we remember what Jesus did. We also remember that there are three Divine Persons in God. At Mass, Jesus is truly present, as are the angels and saints, who come to pray and worship Jesus with us. During Mass, Heaven comes to earth.

AIMS

- Students will understand that Heaven is the place God has made for us, and where He lives. They will understand that it is a place of perfect happiness that will never end.
- Students will be able to make the Sign of the Cross.
- Students will realize that Jesus is present at Mass.

Begin the Lesson

Preparation (5–10 minutes)

Use one or more of the following resources for prayer and student preparation for the lesson.

SCRIPTURE: Student Text, p. 11

“... no eye has seen, nor ear heard, nor the heart of man conceived, what God has prepared for those who love him”
(1 Corinthians 2:9).

We cannot even imagine how wonderful Heaven is. Heaven is the place the Father made for us to live with Him. It is a place of perfect happiness.

SACRED ART: Student Text, p. 10

Dance of the Angels and the Just in Paradise (detail), Fra Angelico.

Notice the people and the angels in the picture.

- **Can you tell the difference between the angels and people?** (Angels don't really have bodies, or wings, but artists paint them like this to show that they are a special order of personal beings.)

Everyone has a halo about his head that sparkles. This shows that everyone in Heaven is holy. All the angels and saints are celebrating and worshiping God together. They are completely happy.

- **Can you tell where the throne of God is?** (Look for the place from which the light comes.)

PRAYER WITH CHILDREN:

Thank You, Father, for making Heaven for me! Help me to remember that Heaven is my true home. Help me always to choose to love and follow You, so that one day, I may live happily with You forever!

Review Lesson 1, Chapter 1 (3 minutes)

- God is our heavenly Father, who created us, and everyone on earth because He loves us.
- God wants us to know Him and love Him. Praying every day helps us get to know and love Him.

CATECHISM OF THE CATHOLIC CHURCH REFERENCES

- The Beatific Vision: 1023, 1028
- Death and Eternal Life: 1020
- Faith and Eternal Life: 163–65
- Heaven: 325–27, 1023–24
- “Our Father Who Art in Heaven”: 2777–802
- The Sign of the Cross: 232–35, 2157

MATERIALS

- Bible
- Pencils
- Crayons
- Pictures of beautiful places or natural things (optional)
- Picture(s) of Saint Thérèse of Lisieux as a young girl
- Stickers for placing on the left shoulder during practice of the Sign of the Cross (optional)
- Materials for making a crown of glory—gold tinsel garland, or glow necklaces and tape to create halo-type crowns (optional)

WORDS TO KNOW

Heaven: Heaven is God’s home and a place of perfect happiness. God wants us to come to be happy with Him forever in Heaven.

Sign of the Cross: The shape of the cross that we make by touching our forehead, chest, and shoulders. This shows that we believe that Jesus died on the Cross for us. We also show that we believe in the Blessed Trinity.

- Jesus taught us to call God our Father and gave us the prayer we know as the Our Father.
- Since God is the Father of everyone, we should love everyone in His family.

Proclamation (1 minute)

(Proclaim slowly, then repeat.)

God desires to have us with Him in Heaven. When Jesus died on the Cross, He opened the gates of Heaven so we could be with God forever.

Lesson Explanation (35–45 minutes)

Explain focus points in your own words or use the discussion points and questions.

Focus 1: Heaven is our true home. God made Heaven for us, and has made His home there so that we may enjoy His presence forever. It is a place of perfect happiness. God does not need heaven for Himself. He has prepared a special place for each of us to be with Him in Heaven.

Read John 14:2–3: “In my Father’s house are many rooms; if it were not so, would I have told you that I go to prepare a place for you? And when I go and prepare a place for you, I will come again and will take you to myself, that where I am you may be also.”

- God made us because He loves us and wants us to know Him, love Him, obey Him, and share a happy life with Him forever in Heaven.
 - *Have you ever been perfectly happy? (Answers will vary.)* Each of us has experienced some sort of happiness; it may be with our families or during a special time.
 - God wants us to be so close to Him that we can enjoy His presence and love in a way that fills us with *perfect* happiness . . . a happiness that will never go away.
- We will find this happiness in Heaven. In Heaven we will be united to God and to all the saints. We will be very happy and completely satisfied. God made Heaven for us!
 - *Why did God make Heaven? (Heaven is our home with God. God made Heaven for us. In Heaven we will live with God and all the saints in perfect happiness.)*
- Remember that God is our Father. As our Father, He wants His children to be near Him, and to be safe in His care, as well as to be sheltered, fed, and above all, loved.
 - *How does your own father keep you safe, fed, and loved? (Answers will vary. Be sensitive to the fact that some may not have fathers at home.)*

Saint Thérèse of Lisieux

As a very young child, Saint Thérèse understood the beauty of Heaven and the joy of being with God forever. She loved her parents and God so much that she wanted her mom and dad to be happy with Him forever. She knew that they could only be happy with God if they died. Because of this, she was not afraid for her parents to die.

- God is very much like our fathers here on earth. He keeps us safe and loved. As much as our fathers on earth love us, they can never love us as much as God does.
- The good news is that God will always be our Father. His love and care for us never ends. That's why He made Heaven for us . . . so that one day we can live with Him forever in perfect happiness.
- Our life on earth is wonderful, but some things in this life are not perfect.
 - *Have you ever cried or been sad about something? Have you ever done something you wish you had not done? Have you ever been apart from someone you loved?* (Answers will vary.)
 - In Heaven everything will be perfect—forever. We will be perfectly happy and cared for! There will be no tears, pain, or sadness, ever!
 - We will be joyfully reunited with our family members who have died, and with all the saints and angels. If there was sadness, or if happy events had an end in Heaven, we could not be perfectly happy. Heaven could not be the perfect place that it is, if that were true.
 - Thanks be to God that Heaven is our forever home! We live on earth only for a while, but our true and everlasting home is Heaven. (See sidebar on Saint Thérèse.)
 - *Will Heaven ever end?* (No, Heaven will never end.)
 - *Is earth our true home?* (No, earth is our home for a while, but our lives on earth will end. Heaven is our true and everlasting home.)
- In Heaven we will experience beauty and goodness beyond anything we have ever known.
- *Think of some of the most beautiful things or places you have ever seen, or the best time you have ever had, or the most delicious food you have ever eaten.*
 - Write four headings on the board and ask the children to contribute to a list.
 - **The Most Beautiful Place**
 - **The Best Time**
 - **The Best Taste**
 - **What I Love to Do Most**
 - When the children have finished contributing to the lists (try to get a contribution from every child), acknowledge that they have given some great examples of the best of the best.
 - Everything on earth that is good and beautiful gives us just a little clue about God and about Heaven. But nothing on earth is perfect, so even the best here can show us a little about God. Only God is *all good* and *all beautiful*.

FOCUS | OPTIONAL ACTIVITIES

- Give the children a treat, such as a small amount of chocolate, or ripe fruit, or warm, fresh bread. (Be sure to get permission for this, taking into account food allergies and parish policy.) Talk it up. Show the children how to experience the most enjoyment from the treat. Ask them to smell it before trying it. Then, as they are eating it, ask them to close their eyes and simply enjoy the moment. Does it make them happy? Would they like more? Tell them Heaven is a little like this. We will enjoy Heaven even more than this treat. And even better, Heaven will be like this all the time! We will never stop enjoying it.
- Have students make a crown of glory, using gold-colored tinsel garland and/or glow necklaces and tape to fashion a halo-type crown.
- Activity Book, p. 5
- **Pray:** Thank You, God, my Father, for making Heaven for me! Amen.

- God has so much more in store for us in Heaven. Heaven is even more beautiful and enjoyable than all of these good things! Heaven will be so much more than the best of the best on earth, because our perfect and beautiful God is there. It will be perfect in every way!
 - ***Why is Heaven so beautiful?*** (*Heaven is beautiful because God is there. He planned a perfect home for us to be with Him forever.*)

Conclusion: God our Father loves us and wants to share His life with us forever. He made Heaven for us. Heaven will never end, and it is a place of perfect happiness where we will see God and live with Him and the saints and angels forever.

Focus 2: The Sign of the Cross reminds us of Who God is and of what Jesus did to open the gates of Heaven for us.

- ***Did you know that before Jesus died on the Cross no one could go to Heaven?*** (*Answers will vary.*)
- Whenever anyone died, even very obedient people who loved God, their souls went to the place of the dead. There they waited for the Savior that God promised to open the gates of Heaven.
- The promised Savior was Jesus. He paid the price of our sins when He died on the Cross. In paying this price and then rising from the dead, He made it possible for us to go to Heaven. We say He opened the gates of Heaven for us.
 - ***How did Jesus open the gates of Heaven for us?*** (*Jesus opened the gates of Heaven for us by dying on the Cross and rising from the dead.*)
- When we make the Sign of the Cross over our bodies, we trace the shape of Jesus' Cross over ourselves. This reminds us of what Jesus did to open the gates of Heaven for us. The Cross is a great sign of hope and faith that one day we will be happy forever with God in Heaven.
 - The Sign of the Cross is an important prayer honoring God. When we make the Sign of the Cross, we remember God in the Name of the Father, Son, and Holy Spirit.
 - **Learn to make the Sign of the Cross** deliberately and respectfully, using the right hand. The right hand and right knee are reserved for Jesus, Whom we want to honor the most. Even the Father honors Jesus by having Him sit at His right hand.
 - We genuflect on our right knee too, to show honor to God.
 - When I say, "In the Name of the Father, and of the Son, and of the Holy Spirit. Amen," by tracing the cross on my body, I remember Jesus' sacrifice on the Cross for me. By this prayer I am saying that I belong to God and that I place myself and all that I do under Him. I am saying that I trust in Jesus' saving power and I look forward to being with Him forever in Heaven. It is a simple but powerful prayer.

Saint Benedict and the Sign of the Cross

Saint Benedict was born into a noble family in what is now Italy, around the year 490. As a young man he was sent to Rome to continue his education in the art of rhetoric (persuasive speaking). Dismayed by the naughty lives of his classmates, he left to become a hermit. He was soon discovered and asked to lead a group of monks, but his sternness led them to mix poison into his wine. When he made the Sign of the Cross over it, as was his custom, the cup shattered and his life was spared. He eventually founded a monastery at Monte Cassino and wrote the Rule of Saint Benedict. He died around 547. He is often called the Father of Western Monasticism. His feast day is July 11.

FOCUS 2 OPTIONAL ACTIVITIES

- Have the students practice making the Sign of the Cross in front of a mirror, using holy water. Place a sticker on the left shoulder to help the children touch that shoulder first when saying “and of the Holy ...” The left shoulder is touched saying the word “Holy,” and the right shoulder is touched saying the word “Spirit.” At the word “Amen,” the hands are brought together in a posture of prayer.
- Activity Book, p. 7
- Read about Saint Benedict and the Sign of the Cross. (See sidebar.)

- Catholics often make the Sign of the Cross at the beginning and end of prayers, and at Mass.

Conclusion: The gates of Heaven were only opened to us after Jesus’ death and Resurrection. Making the Sign of the Cross reminds us of Jesus’ sacrifice for our sake, and is a sign of our great hope of Heaven. We must learn to make it in a way that honors our loving and Holy God.

Focus 3: Mass is a foretaste of Heaven. At the Holy Mass we are with the angels and saints, all worshipping Jesus.

- The best thing about Heaven is that we will forever be with God and will be able to see Him face-to-face.
- At Mass, Jesus comes to be just as present to us on the altar as He is in Heaven, though we can’t see him. When the priest consecrates (makes sacred) the bread and wine, saying Jesus’ words, a miracle occurs.
 - *Does anyone know what this miracle is? (Answers will vary.)*
 - A miracle is something only God can do. (It is not magic.) Through Jesus’ words and the power of God, the bread and wine actually become Jesus’ Body and Blood. Jesus becomes, Body, Blood, Soul, and Divinity, and makes Himself present on the altar.
- The Holy Eucharist may look and taste like bread and wine, but it is really Jesus.
 - *Does Jesus Himself become present at Mass? (Yes. The bread and wine become Jesus’ Body and Blood. He is truly present.)*
- Right now in Heaven the angels and saints are worshipping Jesus.
 - *Where do we worship Jesus? (In Mass.)*
 - *If the angels and saints are worshipping Jesus in Heaven and we are worshipping Jesus in Mass, do you think that the angels and saints in Heaven are joining us in Mass? (Yes.)*
- At Mass, Heaven comes to earth for a while. What a beautiful thing this is to be worshipping God, truly in His presence, and with all the saints and angels of Heaven! In this way, we have a foretaste or a glimpse of Heaven.
 - *Why is Mass a foretaste of Heaven? (Mass is a foretaste of Heaven because Jesus becomes truly present in the Eucharist and we get a glimpse of what heaven will be like with all the saints and angels, together with us, worshipping Him.)*

Conclusion: Jesus makes Himself truly present in the Blessed Sacrament at Mass. All the angels and saints come to worship Him on the altar. This gives us a foretaste of Heaven.

FOCUS 3 OPTIONAL ACTIVITIES

- Activity Book, p. 8
- **Write** Heaven Comes to Earth at Mass on a display board, or chalkboard. Have the children draw all those present at Mass, worshiping Jesus around the altar. (Draw the priest, people, angels, and saints.)

Review Lesson 2, Chapter 2 (3 minutes)

- Heaven is our true home, where we will live in the presence of God forever. It is a place of perfect and everlasting happiness.
- The Sign of the Cross reminds us of Who God is, and of what Jesus did to open the gates of Heaven for us.
- Mass is a foretaste of Heaven. All the angels and saints of Heaven come to worship Jesus on the altar.

Application (10–20 minutes)

Choose one or more of the following for discussion.

- *Where is your favorite place? How do you think Heaven will be like it? How will Heaven be better? (Answers will vary.)*
- *What can you do to get ready for Heaven? (Love and obey God, love and help others, pray, go to Mass every Sunday, etc.)*
- If time permits, **go** into the church's worship space. Look for the tabernacle lamp. If it is lit, point out to the children that Jesus is present. Think about the fact that wherever Jesus is present, angels and saints also are present, worshiping Him. Practice genuflecting on the right knee before Jesus in the tabernacle. Encourage students to give Jesus their best love and praise. Make the Sign of the Cross and pray a prayer of thanksgiving.

Celebration (5–10 minutes)

Choose one or more of the following.

- Prayer: The Sign of the Cross, Student Text, p. 13
- Pray: Thank You, God, for creating Heaven for us. Help me to choose You every day, so that one day I will join You forever in perfect happiness, in the home You have waiting for me.
- Read about the life of Saint Benedict. He can help us to make the Sign of the Cross in a way that honors God.
- Pray and/or sing the Our Father, Student Text, p. 128, and also in the *Adoremus Hymnal*, #85.

Take Home

- Student reading for next lesson: Student Text: Chapter 3, pp. 14–17
- Optional: Activity Book: Chapter 2, pp. 5–8
- Optional: Family Guide: G 1–2, pp. 10–11



2 Heaven Is Our Home

“...no eye has seen, nor ear heard, nor the heart of man conceived, what God has prepared for those who love him.”

1 Corinthians 2:9

In the last chapter, we learned that God is our Father. In the prayer that Jesus taught us, we say “Our Father who *art* in Heaven.” The word *art* is an old-fashioned word. It means *are*. So we see that God our Father is in **Heaven**.

Do you know what Heaven is? Heaven is God’s home and a place of perfect happiness. It will never end.

Now close your eyes and think of the most beautiful place you have ever seen. Think of the best time you ever had. Think of the things you love to do and the things that taste best. Well, Heaven is better than all of that!

Now comes the best part: God wants you to come to live with Him in Heaven someday. In Heaven you

11

will be happy with God forever and ever. And in Heaven, no one is ever sad or hurt or crying. You can pray:

Thank You, God, my Father, for wanting to share
Your home with me. Amen

Words to Know:

Heaven Sign of the Cross

Q. 4 *What is Heaven?*
Heaven is God’s home and a place of perfect happiness (CCC 326, 1024).

We Pray:

THE SIGN OF THE CROSS

When we talk to our Father in Heaven, we often begin and end our prayer with:

12

In the Name of the Father, and of the Son, and of the Holy Spirit. *Amen.*



While we say the words, we make a big cross by touching with our right hand first our forehead, then our chest, our left shoulder, and finally our right shoulder.

13

Name: _____

Heaven Is Our Home

Quiz 2

Fill in the blanks. Trace the gray letters and fill in the rest.

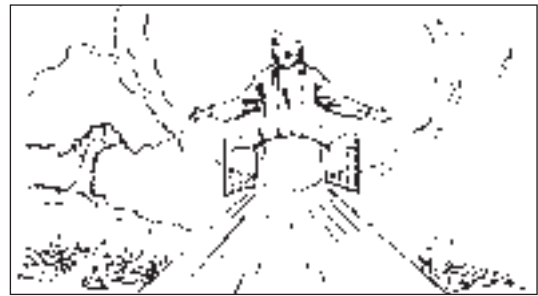
Word Bank

I me home God

1. God lives in Heaven.
2. God wants me to go to Heaven.
3. In Heaven I will be happy.
4. Heaven is my true home.

Name: _____

HEAVEN!



Answers will vary.

Heaven is more beautiful than _____.

Heaven is more fun than _____.

Heaven is better than _____.

Heaven is prettier than _____.


Heaven lasts longer than _____.

Heaven will make me happier than _____.

The best part about _____ is that I will be with my heavenly Father!

Name: _____

Draw a picture of yourself in Heaven with God the Father.



Name: _____

Use the following words and page 13 in your textbook to help you fill in the blanks.

Son Spirit Holy Father

In the Name of the Father

and of the Son

and of the Holy Spirit.

Amen.

Color the Picture.



Name: _____

Write a letter to your heavenly Father.

Dear H e a v e n l y F a t h e r.

(Tell your heavenly Father how much you would like to come to Heaven.)

I would like to Answers will vary.

(Now ask your heavenly Father to help you get to Heaven.)

Please help me Answers will vary.

Love,

Student's name

Lesson 3

Chapter 3—God Watches Over Everything

Correlated Materials

Student Text: Chapter 3, pp. 14–17
Activity Book: Chapter 3, pp. 9–12
Family Guide: G 1–3, pp. 12–13

CHAPTER FOCUS

God is everywhere. He is all powerful, all knowing, and all good. He always watches over us and takes care of us. God created the world and everything in it. To create means to make something out of nothing. Only God can create. Man makes things out of the materials God created. God’s creations include the angels—invisible spirits created to be God’s helpers and messengers. The angels who turned against God are called devils.

AIMS

- Students will understand that only God can create (make something out of nothing).
- They will know that God is constantly loving and caring for them.
- They will learn the four attributes of God (everywhere, all powerful, all knowing, all good).
- They will know that God gave each of us a guardian angel to take care of us and to help us get to Heaven.

Begin the Lesson

Preparation (5–10 minutes)

Use one or more of the following resources for prayer and student preparation for the lesson.

Begin with the Sign of the Cross, practicing several times and reminding the children that this is a prayer (talking to God).

SCRIPTURE: Student Text, p. 15

“For you love all things that exist” (Wisdom 11:24).

God watches over everything and loves everything.

SACRED ART: Student Text, p. 14

Creation of the Animals (detail), Raphael.

Notice that God is looking over all of His creation. He is everywhere and looks after us all the time.

PRAYER WITH CHILDREN:

Dear Jesus, thank You for creating me. Thank You for giving me the gift of my family and for creating Heaven and earth and all of the blessings we have. I love You, Jesus. Amen.

Review Lesson 2, Chapter 2 (3 minutes)

- Heaven is our true home, where we will live in the presence of God forever. It is a place of perfect and everlasting happiness.
- The Sign of the Cross reminds us of who God is, and of what Jesus did to open the gates of Heaven for us.
- Mass is a foretaste of Heaven. All the angels and saints of Heaven come to worship Jesus on the altar.

Proclamation (1 minute)

(Proclaim slowly, then repeat.)

God is the Creator Who watches over everything.

CATECHISM OF THE CATHOLIC CHURCH REFERENCES

- Omnipresence: 294–96
- Omnipotence: 268–69
- Omniscience: 305
- God, Creator of Heaven and Earth: 290–91
- Angels: 328–30

MATERIALS

- Pencils
- Crayons
- Optional: Box of items to include things that were created and things that were made (one per student)

WORDS TO KNOW

create: to create is to make something out of nothing. God is our Creator. That means He made us and all things out of nothing.

angels: invisible spirits created by God. Angels are God’s helpers.

devils: angels who chose to become bad by turning away from God

Lesson Explanation (35–45 minutes)

Explain focus points in your own words or use the discussion points and questions.

Focus 1: Only God can create. To create means to make something out of nothing. We like to make things, and God gave us the gifts that we can use to make what we want to, but only God can create.

- Once there was only God: there was no light, no outer space, no earth, no water—nothing but God.
 - *What do you think that would have been like? (Answers will vary.)*
- All that God had to do to create the whole world was to *say*, “Let there be ...”
 - (Holding out an empty hand) *If I said, “Let there be [fill in the blank],” what would happen? (Nothing.)*

| CREATION STORYBOARD | |
|--|---------------------------|
| Day 1 Light and Dark | Day 2 The Sky |
| Day 3 Land and Trees | Day 4 The Sun and Moon |
| Day 5 Fish and Birds | Day 6 Animals and Man |
| Day 7 God rested and blessed the seventh day. | |

- But God can create out of nothing. He created everything out of nothing. Before He did, there was nothing at all. Just God. But He wanted to create people who could share His love so He created the world and then people.
- After God created the world, He said, “It is good.”
 - *Why do you think He said that His creation was good? (Answers will vary.)* And after He created Adam, he looked at all of creation and said it was *very* good!
 - *Why do you think God said that creating man was very good and not just good? (Answers will vary. Lead students to realize that there is something extra special about people, for example, we can love and think. Being made in the image of God is taught in Chapter 4; so no need to get into that now.)*

FOCUS 1 OPTIONAL ACTIVITIES

- Activity Book, p. 10
- **Discuss** the Seven Days of Creation. (See Creation Story Board on p. 20.)
- **Creation Activity:** Place as many items (created and man-made) in a box as you have students in the class. Have each student choose one item and tell if it is created or man-made. Example: a leaf/created; paper/man-made

FOCUS 2 OPTIONAL ACTIVITY

- Activity Book, p. 11. Explain to the children that on one side they should draw things that were created by God and on the other side they should draw things that are made by man. Remind them that to create means to make something out of nothing. To make something, we use what God has already created. While they work, talk with them about what they are drawing on each side and encourage them to see the good in God's creation.

- God gave us the good things that He had created so that we could make things that we need (food, etc.) and things that we like (pictures, etc.).
 - *Can you think of things that you like to make? (Answers will vary.)*
 - So, to create is to make something out of nothing. To make something, we use what God has already created.

Conclusion: God created everything and everyone. All of creation was for our sake.

Focus 2: God always loves and cares for us. God created each one of us out of love. He loved us before we were even born, and before our parents were even born.

- Look at the painting in the Student Text, page 14, *Creation of the Animals* by Raphael.
 - *Who do you see in the picture? (God.)* Notice that God the Father is looking down at creation with a loving expression.
 - *Why do you think the Father looks at creation in a loving way? (He loves everything, and He made everything.)*
 - *Does He care just as much about people? (Yes.)*
 - *How do we know that God takes care of us? (Answers vary but convey God's many blessings—for example, family, friends, etc.)*
- God created each one of us, and He cares about each one of us so much that He told us He has carved us on His hands!
 - *How do you think that we know that God has each of us carved on His hands? (Answers will vary. Example: We know this because we read in the Bible, "Behold I have graven you on the palms of my hands" [Isaiah 49:16].)*
 - *Where do you keep something when you want to keep it really safe? (In your hands.)* That is exactly where God keeps all of creation. (That means us too!)

Conclusion: God knows, loves, and takes care of each one of us.

Focus 3: God takes care of Creation: He is everywhere, all powerful, all knowing, and all good. Only God can be all of those at once, and that is why He can take such good care of us.

- God is taking care of every single person in the world right now.
- *So God is ...? (Everywhere.)*
- We know that He loves us and takes care of us, and that's how we know that He is everywhere.
- He is also so powerful that He can **create** (make something out of nothing). Nobody else can create. There is nothing that is too complicated or difficult for God. Remember all that He had to do to create the world was to say, "Let there be ..."

- Since God created everything, He also knows everything. He even knows what we are all thinking about right now.
- Everything about God is good. It would be impossible for God to do anything that is wrong.
- God is love. He always loves His creation and always takes care of us.

Conclusion: God is everywhere, all powerful, all knowing, and all good.

Focus 4: God created angels. God gave us each a guardian angel to take care of us and to help us get to Heaven.

- Right now, this room is full of angels! We can't see them, but we know that they are there and that they want us to go to Heaven to be with God forever.
- Angels were created by God to help Him take care of creation. They don't have bodies like we do, and that's why we can't see them. Angels are invisible spirits.
- In the beginning some angels decided to disobey God, and they became devils. They try to keep people from loving God.
- The other angels remained to be good angels. They are God's helpers. They will always be good angels. God gave each of us a guardian angel.
- Our own guardian angels are with us all of the time.
 - *Do you know what "guardian" means? (Someone who guards or protects.)*
 - *Why do we need our guardian angels to protect us? (To keep us safe and to keep us from following the devil.)*
 - *Do you have a story about your guardian angel protecting you? (Answers may vary.)*

Conclusion: God takes care of us by giving us a guardian angel. Angels don't have bodies, but we know that they are there and that they were created to be God's helpers.

Review Lesson 3, Chapter 3 (3 minutes)

- Only God can create, make something out of nothing.
- God loves us and cares for us. God is love.
- God is everywhere and all powerful; He knows all things and He is all good.
- God created the angels. Some angels chose to turn away from God; they are called devils.

FOCUS 4 OPTIONAL ACTIVITY

- Activity Book, p. 12

Pope Leo XIII and the Saint Michael Prayer

Pope Leo XIII realized the extent of the bad angels' influence in the modern world, as well as the power of the good angels to battle against them. So he wrote a prayer to the greatest of angels, Saint Michael, who threw Lucifer (the leader of the bad angels) and his angels into Hell:

Saint Michael the Archangel, defend us in battle, be our protection against the wickedness and snares of the devil; may God rebuke him we humbly pray; and do thou, O Prince of the heavenly host, by the power of God, cast into Hell Satan and all the evil spirits who wander about the world seeking the ruin of souls. Amen.

Pope Leo XIII

Leo XIII was born on March 2, 1810; elected Pope on February 20, 1878; and died in Rome on July 20, 1903.

Application (10–20 minutes)

Choose one or more of the following for discussion.

- God created many good things for us. Spend time thanking Him for the gifts that He has given us. **Have each of the children say a short thank you prayer.** (Example: "Thank You, God, for my family.")
- Angels were created by God to help us get to Heaven. **What are times when we especially need help from our guardian angels?** (When we are in danger.) **How can we ask for their help?** (Pray to them.)
- God is all powerful and He is with us right now. **Are there any things that we can ask God to do?** (Lead the children in short asking prayers. Example: "God, please bless my mom who is going to have a baby soon.")

Celebration (5 minutes)

Choose one or more of the following.

- Sing: "All Creatures of Our God and King" in the Adoremus Hymnal, #600
- Prayer: Begin with the Sign of the Cross.
Thank you, God, for creating the world and for protecting us all of the time.
Say the Saint Michael Prayer, Student Text, p. 130.
End with the Sign of the Cross.
- Activity Book, p. 9.

Take Home

- Student reading for next lesson: Student Text: Chapter 4, pp. 18–21
- Optional: Activity Book: Chapter 3, pp. 9–12
- Optional: Family Guide: G 1–3, pp. 12–13
- Activity Book, p. 9.



3 God Watches Over Everything

“For you love all things that exist...”
Wisdom 11:24

God is everywhere, not just in Heaven. You cannot see God, but He looks after you all the time, wherever you are.

God is all powerful. He can do anything! No one is stronger than God.

God knows *everything*. He knows what every fish and bug and bird is doing right now. He knows what you are doing and even what you are thinking.

God created all things—every single thing! To **create** is to make something out of nothing. Once there was only God: there was no light, no outer space, no earth, no water, nothing but God. Then God said, “Let there be light! Let there be sky! Let there be land and water!” And there it was, just like that, just the way God said.

15

God created **angels** too. Angels are like God in one way because they do not have bodies. They are invisible spirits.

All the angels were very good when God created them. Then some of the angels turned away from God. That means they chose to become bad; they became **devils**. The good angels stayed with God to be His helpers.

God is all good. Everything about God is good. He takes care of all that He has made. He takes care of the stars and the planets. He takes care of the animals and the trees. Above all, God takes care of you and loves you very much.



16

Words to Know:

create angels devils

- Q. 5** *Where is God?*
God is in Heaven, on earth, and in every place (CCC 2794–96).
- Q. 6** *Can God do all things?*
Yes, God can do all things (CCC 268–69).
- Q. 7** *Does God know all things?*
Yes, God knows all things, even our thoughts (CCC 305).
- Q. 8** *Why is God called “the Creator of Heaven and earth”?*
God is called the Creator of Heaven and earth because He made all things out of nothing (CCC 290–91).
- Q. 9** *What are angels?*
Angels are invisible spirits. They are God’s helpers (CCC 328–30).

17

Name: _____

Heaven Is Our Home

Quiz 2

Fill in the blanks. Trace the gray letters and fill in the rest.

Word Bank

I me home God

1. God lives in Heaven.
2. God wants me to go to Heaven.
3. In Heaven I will be happy.
4. Heaven is my true home.

Name: _____

Use the following words to help you fill in the blanks.

| | | |
|------------|------------|--------|
| created | powerful | good |
| everything | everywhere | angels |

God is everywhere, not just in Heaven. God looks after you all the time, wherever you are!

God is all powerful, which means that He can do anything; no one is stronger than God.

God knows everything. He knows what we do, and even what we think!


God created everything; this means He made everything out of nothing. When God said, “let it be,” it happened.

God created angels. They are spirits like God, and have no bodies. They were created good, but some became devils.

God is all good; everything about Him is good. He takes care of all that He has made, and God takes care of you!

Name: _____

Draw a picture of God’s creation. Don’t forget to include many of His creatures!



Name: _____

Cut and paste or draw pictures of things that are created by God and things that are man-made.

| Created by God | Man-made |
|----------------|----------|
| | |

Name: _____

Color the angel.



12

Faith and Life Series • Grade 1 • Chapter 3 • Lesson 4

Lesson 4

Chapter 4—God’s Special Gifts

Correlated Materials

Student Text: Chapter 4, pp. 18–21
Activity Book: Chapter 4, pp. 13–16
Family Guide: G 1–4, pp. 14–15

CHAPTER FOCUS

The human person is both body and soul. Both body and soul are gifts from God. Our souls enable us to think, love, and choose the good. They are the part of us that will live forever and never die. To attain Heaven, we must use both our bodies (with their five senses) and our souls to know, love, and serve God. Our guardian angels help us to do that. Every person has a guardian angel. These angels protect us, body and soul, and help us stand firm against temptations to sin. We should pray to our guardian angels daily, asking for their help.

AIMS

- Students will learn that they need God’s life (grace) in their souls and that they are made in the image of God.
- Students will develop an understanding of and familiarity with the subjects of Adam and Eve in the Garden of Eden, original sin, and the role of grace.
- They will also understand that our guardian angels help us to know, love, and serve God.

Begin the Lesson

Preparation (5–10 minutes)

Use one or more of the following resources for prayer and student preparation for the lesson.

SCRIPTURE: Student Text, p. 19

“For he will give his angels charge of you to guard you in all your ways” (Psalm 91:11).

God created the angels to guard us in all that we do.

SACRED ART: Student Text, p. 18

Tobit and Angel, Rosa.

In this painting we see the angel Raphael instructing Tobit to take the gall of the fish to anoint his father’s eyes to restore his sight. God sends angels as his messengers and helpers.

PRAYER WITH CHILDREN:

Prayer to My Guardian Angel, Student Text, p. 21

Review Lesson 3, Chapter 3 (3 minutes)

- Only God can create, make something out of nothing.
- God loves us and cares for us. God is love.
- God is everywhere and all powerful; He knows all things and He is all good.
- God created the angels. Some angels chose to turn away from God; they are called devils.

Proclamation (1 minute)

(Proclaim slowly, then repeat.)

Out of love, God created us with a body and soul to know, love, and serve Him.

CATECHISM OF THE CATHOLIC CHURCH REFERENCES

- Body and Soul: 362–68
- Created in God’s Image: 355–58, 380
- Dignity of Human Persons: 1700–709
- Guardian Angels: 336

MATERIALS

- Jewelry pins (1 per student)
- 1 × 1 inch paperboard (one per student)
- Hole punch reinforcement stickers (one per student)
- Construction paper hearts
- Construction paper triangles
- Hole punch chads
- Glue sticks
- Paper
- Magnets or poster tack
- Fine-tip permanent markers
- Pencils
- Crayons

WORDS TO KNOW

body: the part of you that you can see. The other part of you is your soul.


soul: the soul is the part of you that thinks, loves, and chooses what to do. The soul is invisible. The soul never dies.

guardian angel: a special angel given to each person by God who helps to take care of him

Lesson Explanation (35–45 minutes)

Explain focus points in your own words or use the discussion points and questions.

Focus 1: God created us with a body and a soul. Our souls will never die, and they are what give us life. They cannot be seen. Our souls give us the ability to love and to choose.



- **Draw** the Chalk Talk on the board with the steps only. Draw in the answers to the following questions as the children answer them.
 - *What did God say about His creation after He created Adam and Eve? (It was very good.)*
 - Now we are going to talk about what makes us different from some of God’s other creatures such as animals.
 - Starting at the bottom, ask the following: *Can you think of something that God created that can’t move around, or grow, or talk? (Rocks.)*
 - Things like rocks are good because they were created by God, but they can’t move on their own or make choices.
 - *What do you think would be on the next step up from rocks? Try to think of something that can grow, but can’t move on its own or talk. (Plants.)*
 - Plants are alive because they grow, but they aren’t quite like animals because they can’t move around on their own.
 - *So we have rocks and then plants; what do you think is next? (Animals.)*
 - Animals are on the next step because they are alive and can eat and move around, but there are some things that they can’t do.

- *Who do you think goes on this top step? (People.)*
 - People are God’s creations just like everything else we’ve already talked about, but there is something very special about people. We are able to think, to love as God loves, and we can make choices between right and wrong.
- *What did God give to human beings that allows us to love as He does and allows us to choose? (Our souls.)*
 - Our souls are so important because they help us to think, to love, and to choose. Because we have souls, we can know God and love Him. We can also make choices. We can decide to follow God.
 - *Can you see your soul? (No.)*
 - Our souls are spirits, so that means that we can’t see them. They are part of us, but not like our hands or noses are part of us.
 - *Do you remember when God said, “Let us make man in our image and likeness”? Does that mean that we look like Him? (No, we do not look like God because he is pure spirit. We are made in God’s image to love as he loves.)*
 - Our souls are like God, because they give us the ability to think, love, and choose. Our souls will never die.
 - *If we choose to love as God loves, what happens to our souls when the body dies? (Our souls will go to Heaven to be with God.)*

Conclusion: We were created by God with a body and soul. Our souls give us the ability to think, love, and choose. Our souls will live forever.

Focus 2: God wants us to know, love and serve Him in this life so that we may be with Him in Heaven.

- Our bodies are wonderful gifts from God. We can do all sorts of fun things with them. But mostly, we can love other people by helping, sharing, and serving one another. We also use our bodies to worship God.
- When we love other people, we are also loving God because He loves us all.
- Because we are made in God’s Image, we need to take care of ourselves.
 - *How can you take care of your body? (Eat good food, and don’t do dangerous things, etc.)*
 - *What can you do to take care of your soul? (Pray, go to Mass, read the Bible, and love God and our neighbor, etc.)*

Conclusion: God created us with a soul so that we can love as He loves.

FOCUS 3 OPTIONAL ACTIVITY

Guardian Angel Pins

- Using the materials listed above, help the children to assemble their own guardian angel pins.
- Glue the paperboard squares to the jewelry pins before class. Make a sample pin.
- Beginning with the paperboard square, add the other components as follows: construction paper hearts (for wings), hole-punch reinforcement stickers (halo), construction paper triangles (body), hole-punch chads (head). Then draw on the face and hands in prayer.

FOCUS 4 OPTIONAL ACTIVITY

- Activity Book, p. 12

Focus 3: Our guardian angels are also gifts from God, and they help us to get to Heaven.

- God really wants us to be with Him in Heaven one day, so He's always trying to help us to follow Him in our daily lives. One very special way that God helps us is by giving each of us a guardian angel.
- *Do you remember what your guardian angel does? (Helps and protects. They especially help us to make good choices that will keep us safe.)*
- Your guardian angel wants you to go to Heaven when you die.
- *Can you think of times when you might need your guardian angel to help you to follow God? (If I want to do something that is not kind, and so forth.)*

Conclusion: We all have a guardian angel with us all the time. We should pray to them for protection and to help us to love God.

Focus 4: God gave us our senses so that we can experience and enjoy creation.

The world that God made is wonderful, and we get to know about it through our senses. We can see, hear, smell, taste, and touch the things that God created.

- All of our senses are gifts from God that help us to know more about His creation.
- God loves us so much, and He wants us to enjoy the world that He made.
- *What are ways that you can enjoy creation? (Seeing flowers, eating cookies, hearing music, etc.)*
- Our senses can also help us to keep ourselves safe by warning us that something is dangerous. You can smell or see smoke to know that there's a fire. Even your taste can warn you that something is not safe to eat (a lot of things taste really gross when they are too old to eat).
- Five Senses Group Activity
 - Have representations of each sense on your board (nose, ear, mouth, hand, eyes).
 - Assign each child to think of something that he likes to do with that sense.
 - Give each child a small piece of paper to draw his idea.
 - When the drawings are complete, have the children put them on the board by the correct sense with magnets or poster tack.
 - If you have a small class, they may enjoy drawing right on the board.
 - If time allows, ask the children to tell the class what it is that they like to do to enjoy God's creation.
 - Thank God for the love He shows us through such good gifts.

Saint Thérèse of Lisieux

Also known as the “Little Flower,” Saint Thérèse was born in France in 1873. She became a Carmelite nun at age fifteen. She died of tuberculosis in 1897, and she was canonized in 1925. She is the patron saint of missions. Her feast day is October 1.

Saint Thérèse and the Little Way

Saint Thérèse of Lisieux is a good example of someone who was very aware of the difficult journey to Heaven. Her spiritual path, called the “Little Way,” has become popular in modern times. Thérèse wanted to be a saint, but she felt that she could not become a great one, so she comforted herself by making small daily sacrifices. This was what she called her “little way to Heaven,” short and direct. By remaining childlike, she asked Jesus to carry her in His arms to the Father. She felt she was too little to attain Heaven like the saints before her, so she found her own pathway.

Review Lesson 4, Chapter 4 (3 minutes)

- God created us with a body and soul, to know, love, and serve Him.
- Our guardian angels help us to get to Heaven.
- Our senses help us to enjoy creation.

Application (10–20 minutes)

Choose one or more of the following for discussion.

- Saint Thérèse of the Little Way (see sidebar). Discuss how we can make daily sacrifices so that we can love as God loves.
 - We know that God wants us to be like Him so we can be with Him in Heaven. To do that we have to know, love, and serve Him.
 - *How are we each going to do one of those things? (Have each student decide on one action that they will do during the next week to know, love, or serve God. Ask them about it next class.)*
- **God wants us to be holy and to follow him in everything we do. What sorts of things can we do to show our love for God?** (Answers will vary. Examples: pray, bless ourselves with holy water, read the Bible.)
- We know that when we show other people love, we are also loving God.
 - *How can we love God by helping other people this week? (Have the children come up with practical ideas that they can do to help others in their household like helping with dishes, cleaning up toys, etc.)*
- Jesus tells us that if we treat others with kindness, we are treating Him with kindness. If we are selfish to others, we are selfish to Him. Jesus said that “as you did it to one of the least of these my brethren, you did it to me.” (Matthew 25:40)
 - *Have you ever helped a person in need? Did you know you were really helping Jesus?*

Celebration (5 minutes)

Choose one or more of the following.

- Prayer: Make the Sign of the Cross, then pray.

“Dear Jesus, thank You for creating us. Help me to strengthen my soul so that I can love You and love others as You love them. Also, thank You for my guardian angel who protects me from danger. Help me to turn to my guardian angel during times of need.”

Say the Prayer to My Guardian Angel, Student Text, p. 21.

End with the Sign of the Cross.

- Song: “I Heard the Voice of Jesus Say” in the *Adoremus Hymnal*, #579.
- Activity Book, p. 16 (Draw a picture of your guardian angel helping you.)

Take Home

- Student reading for next lesson: Student Text: Chapter 5, pp. 22–25; Chapter 6, pp. 26–29
- Optional: Activity Book: Chapter 4, pp. 13–16
- Optional: Family Guide: G 1–4, pp. 14–15



4 God’s Special Gifts

“For he will give his angels charge of you
to guard you in all your ways.”
Psalms 91:11

Once upon a time, not long ago, there was *no you!* Then God decided He wanted very much to have a boy or a girl like you. So He made you. He gave you life inside your mother. You were very tiny. Then, when the right time came, you were born.

God gave you a **body** so that you can do all sorts of things. Your body can run and it can climb and jump and play. And God gave you eyes that are looking at this book right now, and ears that can listen to a story, or music, or any sound. And you can taste ice cream with your tongue, touch puppies with your fingers, and smell cookies with your nose. God gave you all these wonderful things.

God also gave you a **soul**, a very important and special thing. The soul is the part of you that makes you live. It is invisible, but real. Because you have a soul, you can think and love and choose what to do.

You can laugh at something funny. You can understand a story, too, and you can tell what is right and what is wrong—all because you have a soul. And your soul is the part of you that will never die.

Your body and your soul are very special to God. He gave you a **guardian angel** to help you take care of them. Your angel is always looking after you because he is your very own angel. Your guardian angel helps you to do what is right because he is your friend.

Your guardian angel helps you get to Heaven where God wants you to be with Him forever. You must be very good to go to Heaven. You must know, love, and serve God in this world. God wants you to study hard and pray often. He wants you to receive the Sacraments of Penance and Holy Communion. He also wants you to be an obedient and loving child.

Here is a prayer you can say:

Thank You, dear Father, for life and for the other wonderful gifts You have given me. *Amen.*

Words to Know:

body soul guardian angel

20

Q. 10 *What makes you a human person?*
I am a human person because I have a body and a soul (CCC 362–65).

Q. 11 *Will your soul ever die?*
No, my body will die, but my soul will live forever (CCC 366).

Q. 12 *What must you do to gain the happiness of Heaven?*
To gain the happiness of Heaven I must know, love, and serve God in this world (CCC 202; Mk 12:30).

Q. 13 *Does everyone have a guardian angel?*
Yes, everyone has a guardian angel who is with him all the time (CCC 336).

We Pray:

PRAYER TO MY GUARDIAN ANGEL

Angel of God, my guardian dear,
To whom God's love commits me here,
Ever this day be at my side,
To light and guard, to rule and guide. *Amen.*

21

Name: _____

God's Special Gifts

Quiz 4

Fill in the blanks. Trace the gray letters and fill in the rest.

Word Bank

helps me gifts angel

1. God gave me life.
2. God gave me an angel to watch over me.
3. My angel helps me to know, love, and serve God.
4. Thank you, dear Father, for the gifts You have given me. Amen.

A-4

Faith and Life Series • Grade 1 • Appendix A

Name: _____

Unit 1 Test

Chapters 1–4

Yes or No. Circle the correct answer.

1. Did God make you? Yes No
2. Does God love you? Yes No
3. Can you see God? Yes No
4. Can you talk to God? Yes No
5. Do you have your own special angel? Yes No

Fill in the blanks.

To go to Heaven, I must know, love,
and serve God.

Faith and Life Series • Grade 1 • Appendix A

A-5

Name: _____

Five Senses Collage

Cut photos from magazines of things having to do with each of the five senses. Paste them onto this page where they belong.

Sight

Smell

Touch


Taste

Hearing

Name: _____

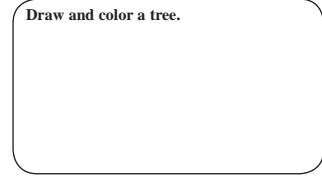
The Order of Creation

Draw and color a rock.




What can a rock do?
It cannot move by itself.
It cannot talk, or feel, or see.
It is not alive.

Draw and color a tree.




What can a tree or a plant do?
Is it alive? Yes, it grows!
It cannot move by itself, and it cannot talk, feel, or see.

Draw and color an animal.



Do animals live?
Yes! They grow and move around!
But, they cannot think or talk. Animals are trained.
They do not choose as we do.

Draw and color a person.



People are special.
They have life too!
They think, understand and laugh.
They can also choose what to do.
They have a soul! They can know, love, and serve God.

Name: _____

Know, Love, and Serve the Lord!

Show how you know, love, and serve the Lord by connecting each word in the left column with the appropriate word or phrase in the right column.



Name: _____

Draw a picture of your guardian angel helping you in some way.

