

# CONTENTS

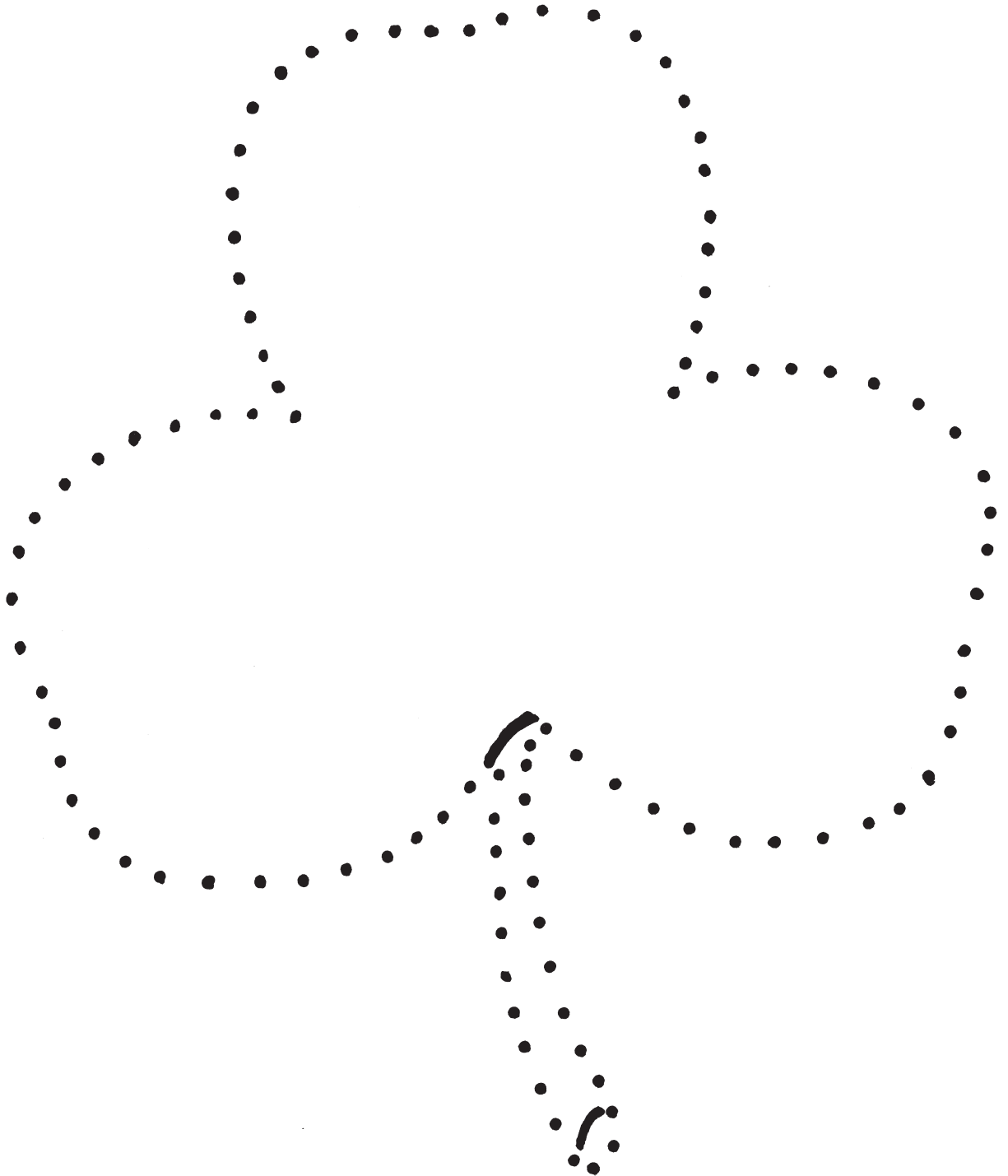
## *Letter to Parents or Guardians*

|   |    |
|---|----|
| 1. There Is One God—The Blessed Trinity . . . . .                 | 1  |
| 2. We See God in the World around Us—Creation . . . . .           | 3  |
| 3. I Am Special to God, Who Made Me . . . . .                     | 6  |
| 4. Actions and Attitudes—The Ten Commandments . . . . .           | 8  |
| 5. Love Others as God Loves You . . . . .                         | 10 |
| 6. God’s House—The Church . . . . .                               | 12 |
| 7. Wrong Choices . . . . .  | 14 |
| 8. God’s Family—Baptism . . . . .                                 | 16 |
| 9. Forgiveness Is an Act of Love . . . . .                        | 18 |
| 10. Prayer . . . . .  | 20 |
| 11. Jesus Is God the Son . . . . .                                | 23 |
| 12. Miracles of Jesus . . . . .                                   | 25 |
| 13. Jesus Says, “Come Follow Me” . . . . .                        | 27 |
| 14. Faith and Trust . . . . .                                     | 29 |
| 15. After Death There Is Life . . . . .                           | 31 |
| 16. God Should Come First in Our Lives . . . . .                  | 33 |
| 17. God Cares for Us and All He Has Made . . . . .                | 35 |
| 18. Thanksgiving . . . . .  | 37 |
| 19. First Week of Advent—Preparing Our Hearts and Homes . . . . . | 39 |
| 20. Second Week of Advent—Mary Said “Yes” to God . . . . .        | 41 |
| 21. Third Week of Advent—Joseph, Jesus’ Father on Earth . . . . . | 43 |
| 22. Fourth Week of Advent—Christmas Is Jesus’ Birthday . . . . .  | 45 |
| 23. Lent . . . . .  | 47 |
| 24. Palm Sunday . . . . .   | 48 |
| 25. Holy Week . . . . .   | 49 |
| 26. Easter Sunday . . . . .                                       | 51 |

## *Prayers to Know*

# LESSON 1: THERE IS ONE GOD— THE BLESSED TRINITY

*Directions: Connect the dots and color the picture.*



**There are three persons in one God:  
the Father, Son, and Holy Spirit.**

# Family Note

## Lesson 1: There Is One God—The Blessed Trinity

In this lesson, the Sign of the Cross and the Glory Be are introduced. Each time we make the Sign of the Cross, we give praise to the three persons of the Blessed Trinity. When we say the Glory Be, we are showing that we believe that God always was and always will be.

### Concepts of Faith

#### How many Gods are there?

*There is one God, and there are three persons in the one God: Father, Son, and Holy Spirit.*

#### What do we call the three persons in one God?

*We call the three persons in one God the Blessed Trinity.*

### Correspondence to the *Catechism of the Catholic Church*

Belief in one God: CCC 199–202, 228

The implications of faith in one God: CCC 222–27, 229

“In the name of the Father and of the Son and of the Holy Spirit”: CCC 232–37, 265

The revelation of God as the Blessed Trinity: CCC 238–48, 261–64

Blessed Trinity in the teaching of the faith: CCC 249–56, 266

The divine works and the trinitarian missions: CCC 257–60, 267

### Suggested Activity

Review the Sign of the Cross and the Glory Be with your child:


*Glory be to the Father  
and to the Son, and to the Holy Spirit,  
as it was in the beginning, is now,  
and ever shall be, world without end. Amen.*

# LESSON 1: THERE IS ONE GOD— THE BLESSED TRINITY

*Directions: Cut out the pictures. Put them in the correct order.*




and of the Holy



and of the Son



In the name of the Father



Spirit. Amen.

# Family Note

## Lesson 1: There Is One God—The Blessed Trinity

In this lesson, the Sign of the Cross and the Glory Be are introduced. Each time we make the Sign of the Cross, we give praise to the three persons of the Blessed Trinity. When we say the Glory Be, we are showing that we believe that God always was and always will be.

### Concepts of Faith

#### How many Gods are there?

*There is one God, and there are three persons in the one God: Father, Son, and Holy Spirit.*

#### What do we call the three persons in one God?

*We call the three persons in one God the Blessed Trinity.*

### Correspondence to the *Catechism of the Catholic Church*

Belief in one God: CCC 199–202, 228

The implications of faith in one God: CCC 222–27, 229

“In the name of the Father and of the Son and of the Holy Spirit”: CCC 232–37, 265

The revelation of God as the Blessed Trinity: CCC 238–48, 261–64

Blessed Trinity in the teaching of the faith: CCC 249–56, 266

The divine works and the trinitarian missions: CCC 257–60, 267

### Suggested Activity

Review the Sign of the Cross and the Glory Be with your child:

*Glory be to the Father  
and to the Son, and to the Holy Spirit,  
as it was in the beginning, is now,  
and ever shall be, world without end. Amen.*

## LESSON 2: WE SEE GOD IN THE WORLD AROUND US—CREATION

*Directions: Find and color the hidden pictures.*



God made the whole world and everything in it.

# Family Note

## Lesson 2: We See God in the World around Us—Creation

The story for this lesson is an adaptation of Genesis 1:1–31. We call God Creator because he made the world and everything in it from nothing. God made all the things in the world for people to use. We can use all the things God made, but we cannot use other people. We love, praise, and thank God for the wonderful world he has given us.

### Concepts of Faith

**Who made the world and everything in it?**

*God made the world and everything in it.*

**Who is our Creator?**

*God is our Creator.*

### Correspondence to the *Catechism of the Catholic Church*

The Creator: CCC 279–81

Catechesis on creation: CCC 282–89

The world was created for the glory of God: CCC 293–94, 319

The mystery of creation: CCC 295–301, 317–18, 320


Man created in the image of God: CCC 355–57, 380–81

### Suggested Activity

Go for a walk with your child. Point out all the wonderful things God has given us.



## LESSON 2: WE SEE GOD IN THE WORLD AROUND US—CREATION



God made the sun, moon, and stars.



God made the plants and trees.



# Family Note

## Lesson 2: We See God in the World around Us—Creation

The story for this lesson is an adaptation of Genesis 1:1–31. We call God Creator because he made the world and everything in it from nothing. God made all the things in the world for people to use. We can use all the things God made, but we cannot use other people. We love, praise, and thank God for the wonderful world he has given us.

### Concepts of Faith

**Who made the world and everything in it?**

*God made the world and everything in it.*

**Who is our Creator?**

*God is our Creator.*

### Correspondence to the *Catechism of the Catholic Church*

The Creator: CCC 279–81

Catechesis on creation: CCC 282–89

The world was created for the glory of God: CCC 293–94, 319


The mystery of creation: CCC 295–301, 317–18, 320

Man created in the image of God: CCC 355–57, 380–81

### Suggested Activity

Go for a walk with your child. Point out all the wonderful things God has given us.

## LESSON 2: WE SEE GOD IN THE WORLD AROUND US—CREATION





## LESSON 3: I AM SPECIAL TO GOD, WHO MADE ME

*Directions: Help the children find their way to Jesus.*



**Jesus said, “Let the children come to me.”**

# Family Note

## Lesson 3: I Am Special to God, Who Made Me

The story for this lesson is an adaptation of Luke 18:15–17. We are all special because we are images of God. We can love and act the way God loves and acts. We can share God’s life. As images of God, we want to teach others about God and his love for us. The good things we think, and say, and do help others see and learn about God through us.

### Concepts of Faith

#### Why are we special to God?

*We are special because we are made in the image of God.*

### Correspondence to the *Catechism of the Catholic Church*

Man created in the image of God: CCC 355–57, 380–81

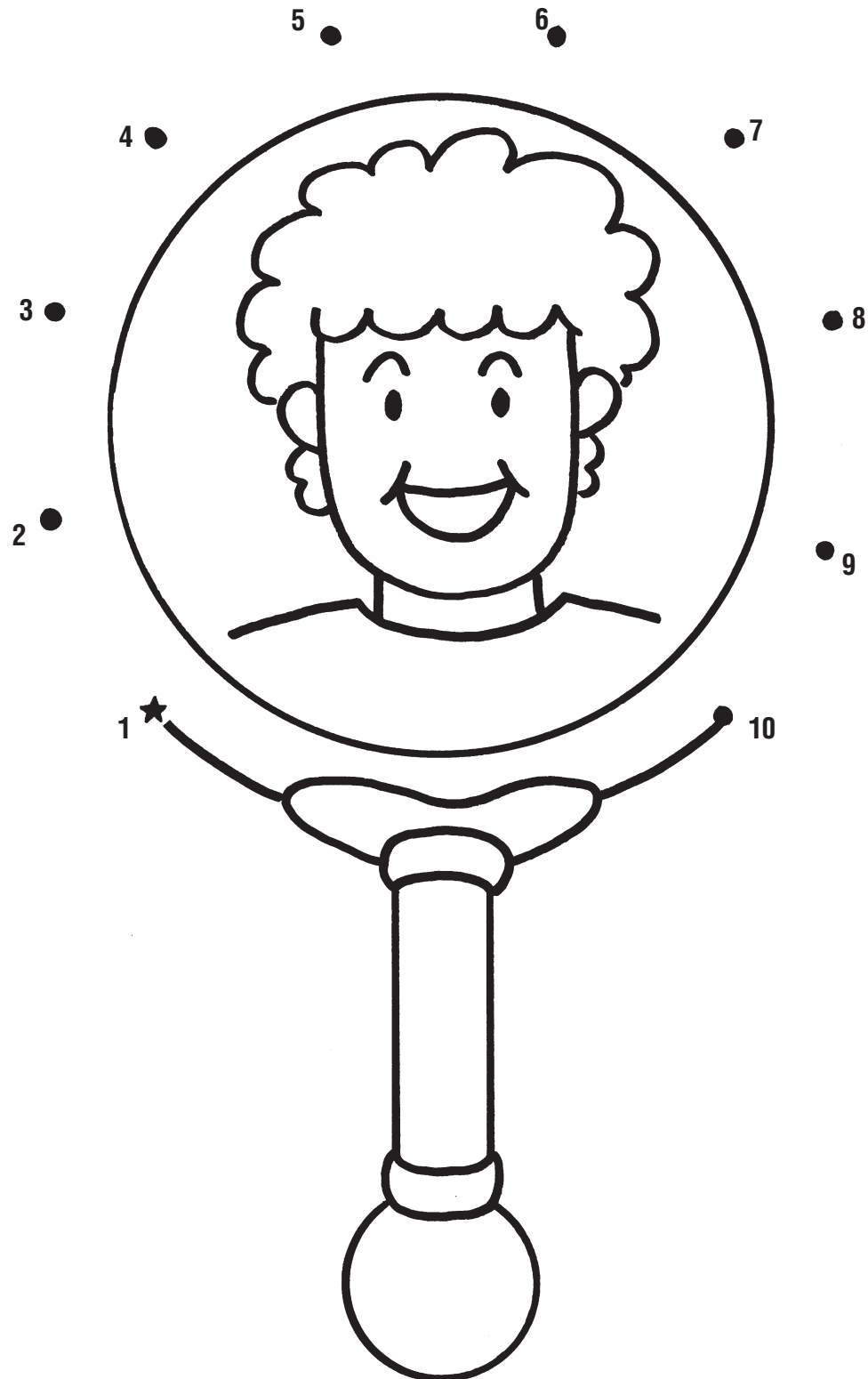
Equality and difference willed by God: CCC 369

### Suggested Activity

Together, look at pictures of your child as a baby. Discuss how much your child has grown.

# LESSON 3: I AM SPECIAL TO GOD, WHO MADE ME

*Directions: Connect the dots and color the picture.*



**We are made in the image of God.**

# Family Note

## Lesson 3: I Am Special to God, Who Made Me

The story for this lesson is an adaptation of Luke 18:15–17. We are all special because we are images of God. We can love and act the way God loves and acts. We can share God’s life. As images of God, we want to teach others about God and his love for us. The good things we think, and say, and do help others see and learn about God through us.

### Concepts of Faith

#### Why are we special to God?

*We are special because we are made in the image of God.*

### Correspondence to the *Catechism of the Catholic Church*

Man created in the image of God: CCC 355–57, 380–81

Equality and difference willed by God: CCC 369


### Suggested Activity

Together, look at pictures of your child as a baby. Discuss how much your child has grown.



## LESSON 4: ACTIONS AND ATTITUDES— THE TEN COMMANDMENTS

*Directions: Cut out the puzzle pieces. Put the puzzle together.*



# Family Note

## Lesson 4: Actions and Attitudes—The Ten Commandments

The story for this lesson is an adaptation of Matthew 19:16–22. God gave us the Ten Commandments to help us know how to live as his images. They are a way of life for an image of God. The Commandments are not rules or laws forced on us, but rather the way an image of God chooses to act. When we choose to act as an image of God by following the Commandments, we show our love for God.

### Concepts of Faith

#### How should we show our love for God?

*We should show our love for God by choosing to follow the Commandments that he gave us.*

### Correspondence to the *Catechism of the Catholic Church*

The Old Law: CCC 1962

The Ten Commandments: CCC 2054–69

### Suggested Activity

Work together with your child on a small project or task. Have your child help you make a cake, wash the car, set the table, make a bed, etc. Point out the steps or directions you follow to do this project or task the correct way.

## LESSON 4: ACTIONS AND ATTITUDES— THE TEN COMMANDMENTS

*Directions: Color the happy face to show a good action or the sad face to show a wrong action.*



**Our good actions reflect God.**

# Family Note

## Lesson 4: Actions and Attitudes—The Ten Commandments

The story for this lesson is an adaptation of Matthew 19:16–22. God gave us the Ten Commandments to help us know how to live as his images. They are a way of life for an image of God. The Commandments are not rules or laws forced on us, but rather the way an image of God chooses to act. When we choose to act as an image of God by following the Commandments, we show our love for God.

### Concepts of Faith

#### How should we show our love for God?

*We should show our love for God by choosing to follow the Commandments that he gave us.*

### Correspondence to the *Catechism of the Catholic Church*

The Old Law: CCC 1962


The Ten Commandments: CCC 2054–69

### Suggested Activity

Work together with your child on a small project or task. Have your child help you make a cake, wash the car, set the table, make a bed, etc. Point out the steps or directions you follow to do this project or task the correct way.

## LESSON 5: LOVE OTHERS AS GOD LOVES YOU

*Directions: Connect the dots and color the picture. Draw two coins in the woman's hand.*



The poor woman showed her love for God.

# Family Note

## Lesson 5: Love Others as God Loves You

The story for this lesson is an adaptation of Mark 12:41–44. We are made in the image of God to do what God does. God loves us; God loves everyone. This means that because God loves us and everyone, we should love ourselves and everyone else. First we should love God, then we should love ourselves, and then we should love others as God loves us. When we love others, we make ourselves happy because we are acting as God made us to act.

### Concepts of Faith

#### Whom does God love?

*God loves everyone.*

#### Whom are we to love?

*We are to love God, ourselves, and everyone else.*

### Correspondence to the *Catechism of the Catholic Church*

God, “He Who Is”, is Truth and Love: CCC 214, 231

God is Love: CCC 221, 231

The Holy Spirit—God’s gift: CCC 733

Communion in spiritual goods: CCC 952

Marriage in God’s plan: CCC 1602

“Male and Female He Created Them”: CCC 2331

Holy Orders: CCC 1593–98

The communal character of the human vocations: CCC 1878

The Christian family: CCC 2204–6

Conversion and society: CCC 1889


### Suggested Activity

Give your child an extra hug. Say, “I love you.”



## LESSON 5: LOVE OTHERS AS GOD LOVES YOU

*Directions: Connect the lines and color the heart.*



Love others as God loves you.



# Family Note

## Lesson 5: Love Others as God Loves You

The story for this lesson is an adaptation of Mark 12:41–44. We are made in the image of God to do what God does. God loves us; God loves everyone. This means that because God loves us and everyone, we should love ourselves and everyone else. First we should love God, then we should love ourselves, and then we should love others as God loves us. When we love others, we make ourselves happy because we are acting as God made us to act.

### Concepts of Faith

#### Whom does God love?

*God loves everyone.*

#### Whom are we to love?

*We are to love God, ourselves, and everyone else.*

### Correspondence to the *Catechism of the Catholic Church*

God, “He Who Is”, is Truth and Love: CCC 214, 231

God is Love: CCC 221, 231

The Holy Spirit—God’s gift: CCC 733

Communion in spiritual goods: CCC 952

Marriage in God’s plan: CCC 1602

“Male and Female He Created Them”: CCC 2331

Holy Orders: CCC 1593–98

The communal character of the human vocations: CCC 1878

The Christian family: CCC 2204–6

Conversion and society: CCC 1889

### Suggested Activity

Give your child an extra hug. Say, “I love you.”