

# CONTENTS

## *Letter to Parents or Guardians*

1. There Is One God—The Blessed Trinity . . . . .	1
2. We See God in the World around Us—Creation . . . . .	4
3. I Am Special to God, Who Made Me. . . . .	7
4. Actions and Attitudes—The Ten Commandments. . . . .	10
5. Love Others as God Loves You . . . . .	13
6. God’s House—The Church . . . . .	16
7. Wrong Choices . . . . .	20
8. God’s Family—Baptism. . . . .	22
9. Forgiveness Is an Act of Love . . . . .	24
10. Prayer . . . . .	27
11. The Rosary . . . . .	32
12. Mass . . . . .	33
13. Jesus Is God the Son. . . . .	37
14. Miracles of Jesus . . . . .	40
15. Jesus Says, “Come Follow Me” . . . . .	43
16. Jesus, Our Example . . . . .	46
17. Faith and Trust . . . . .	48
18. After Death There Is Life . . . . .	51
19. God Should Come First in Our Lives. . . . .	54
20. God Cares for Us and All He Has Made . . . . .	56
21. All Saints’ Day . . . . .	59
22. Thanksgiving . . . . .	62
23. First Week of Advent—Preparing Our Hearts and Homes . . . . .	63
24. Second Week of Advent—Mary Said “Yes” to God . . . . .	65
25. Third Week of Advent—Joseph, Jesus’ Father on Earth . . . . .	67
26. Fourth Week of Advent—Christmas Is Jesus’ Birthday . . . . .	69
27. Lent. . . . .	71
28. Palm Sunday and Holy Week. . . . .	80
29. Easter Sunday . . . . .	83
<i>Prayers to Know</i> . . . . .	84

# LESSON 1: THERE IS ONE GOD— THE BLESSED TRINITY

*Directions: Count the persons. Circle the correct number.*



1 2 3 4 5



1 2 3 4 5



1 2 3 4 5



1 2 3 4 5

There are three persons in one God.

# Family Note

## Lesson 1: There Is One God—The Blessed Trinity

In this lesson the Sign of the Cross and the Glory Be are introduced. Each time we make the Sign of the Cross we give praise to the three persons of the Blessed Trinity. When we say the Glory Be, we are showing that we believe that God always was and always will be.

### Vocabulary

**Blessed Trinity:** we call the three persons in one God the Blessed Trinity

**mystery:** something we cannot fully understand

### Concepts of Faith

**How many Gods are there?**

*There is one God, and there are three persons in the one God: Father, Son, and Holy Spirit.*

**What do we call the three persons in one God?**

*We call the three persons in one God the Blessed Trinity.*

### Correspondence to the *Catechism of the Catholic Church*

Belief in one God: CCC 199–202, 228

The implications of faith in one God: CCC 222–27, 229

“In the name of the Father and of the Son and of the Holy Spirit”: CCC 232–37, 265

The revelation of God as the Blessed Trinity: CCC 238–48, 261–64

Blessed Trinity in the teaching of the faith: CCC 249–56, 266

The divine works and the trinitarian missions: CCC 257–60, 267

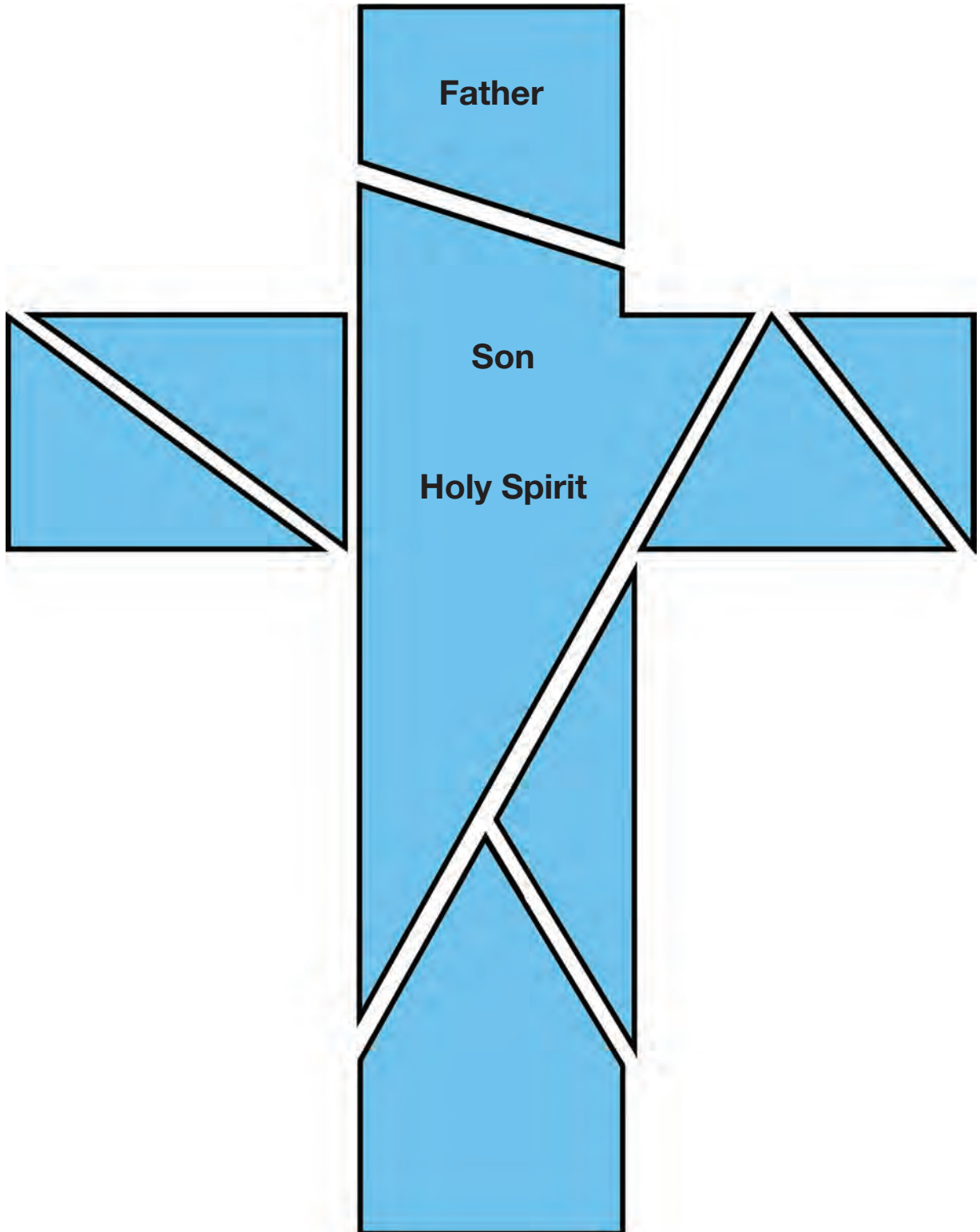
### Suggested Activity

Review the Sign of the Cross and the Glory Be with your child:

*Glory be to the Father  
and to the Son, and to the Holy Spirit,  
as it was in the beginning, is now,  
and ever shall be, world without end. Amen.*

# LESSON 1: THERE IS ONE GOD— THE BLESSED TRINITY

*Directions: Cut out the puzzle pieces. Put the puzzle together.*



**We make the Sign of the Cross when we pray.**

# Family Note

## Lesson 1: There Is One God—The Blessed Trinity

In this lesson the Sign of the Cross and the Glory Be are introduced. Each time we make the Sign of the Cross we give praise to the three persons of the Blessed Trinity. When we say the Glory Be, we are showing that we believe that God always was and always will be.

### Vocabulary

**Blessed Trinity:** we call the three persons in one God the Blessed Trinity

**mystery:** something we cannot fully understand

### Concepts of Faith

**How many Gods are there?**

*There is one God, and there are three persons in the one God: Father, Son, and Holy Spirit.*

**What do we call the three persons in one God?**

*We call the three persons in one God the Blessed Trinity.*

### Correspondence to the *Catechism of the Catholic Church*

Belief in one God: CCC 199–202, 228

The implications of faith in one God: CCC 222–27, 229

“In the name of the Father and of the Son and of the Holy Spirit”: CCC 232–37, 265

The revelation of God as the Blessed Trinity: CCC 238–48, 261–64

Blessed Trinity in the teaching of the faith: CCC 249–56, 266

The divine works and the trinitarian missions: CCC 257–60, 267

### Suggested Activity

Review the Sign of the Cross and the Glory Be with your child:

*Glory be to the Father  
and to the Son, and to the Holy Spirit,  
as it was in the beginning, is now,  
and ever shall be, world without end. Amen.*



# LESSON 1: THERE IS ONE GOD— THE BLESSED TRINITY

*Directions: Cut out the pictures. Put them in the correct order.*


**as it was in the beginning,  
is now, and ever shall be,  
world without end. Amen.**



**Glory be to the Father,**



**and to the Holy Spirit,**



**and to the Son,**



# Family Note

## Lesson 1: There Is One God—The Blessed Trinity

In this lesson the Sign of the Cross and the Glory Be are introduced. Each time we make the Sign of the Cross we give praise to the three persons of the Blessed Trinity. When we say the Glory Be, we are showing that we believe that God always was and always will be.

### Vocabulary

**Blessed Trinity:** we call the three persons in one God the Blessed Trinity

**mystery:** something we cannot fully understand

### Concepts of Faith

**How many Gods are there?**

*There is one God, and there are three persons in the one God: Father, Son, and Holy Spirit.*

**What do we call the three persons in one God?**

*We call the three persons in one God the Blessed Trinity.*

### Correspondence to the *Catechism of the Catholic Church*

Belief in one God: CCC 199–202, 228

The implications of faith in one God: CCC 222–27, 229

“In the name of the Father and of the Son and of the Holy Spirit”: CCC 232–37, 265

The revelation of God as the Blessed Trinity: CCC 238–48, 261–64

Blessed Trinity in the teaching of the faith: CCC 249–56, 266

The divine works and the trinitarian missions: CCC 257–60, 267

### Suggested Activity

Review the Sign of the Cross and the Glory Be with your child:

*Glory be to the Father  
and to the Son, and to the Holy Spirit,  
as it was in the beginning, is now,  
and ever shall be, world without end. Amen.*

## LESSON 2: WE SEE GOD IN THE WORLD AROUND US—CREATION

*Directions: Count God's creations. Draw a line to the correct number.*



7



8



6



9



5

God made everything from nothing.



# Family Note

## Lesson 2: We See God in the World around Us—Creation

The story for this lesson is an adaptation of Genesis 1:1–31. We call God Creator because he made the world and everything in it from nothing. God made all the things in the world for people to use. We can use all the things God made, but we cannot use other people. We love, praise, and thank God for the wonderful world he has given us.

### Vocabulary

**Creator:** God, who made everything from nothing

**angels:** persons created by God without bodies

### Concepts of Faith

**Who made the world and everything in it?**

*God made the world and everything in it.*

**Who is our Creator?**

*God is our Creator.*

**Who are the angels?**

*The angels are persons but they do not have bodies. They praise God, and act as God's messengers and our guardians.*

### Correspondence to the *Catechism of the Catholic Church*

The Creator: CCC 279–81

Catechesis on creation: CCC 282–89

The world was created for the glory of God: CCC 293–94, 319

The mystery of creation: CCC 295–301, 317–18, 320


Man created in the image of God: CCC 355–57, 380–81

### Suggested Activity

Go for a walk with your child. Point out all the wonderful things God has given us.

## LESSON 2: WE SEE GOD IN THE WORLD AROUND US—CREATION

*Directions: Draw a line from God's creations to their shadows.*



God made the whole world and everything in it.

# Family Note

## Lesson 2: We See God in the World around Us—Creation

The story for this lesson is an adaptation of Genesis 1:1–31. We call God Creator because he made the world and everything in it from nothing. God made all the things in the world for people to use. We can use all the things God made, but we cannot use other people. We love, praise, and thank God for the wonderful world he has given us.

### Vocabulary

**Creator:** God, who made everything from nothing

**angels:** persons created by God without bodies

### Concepts of Faith

**Who made the world and everything in it?**

*God made the world and everything in it.*

**Who is our Creator?**

*God is our Creator.*

**Who are the angels?**

*The angels are persons but they do not have bodies. They praise God, and act as God's messengers and our guardians.*

### Correspondence to the *Catechism of the Catholic Church*

The Creator: CCC 279–81

Catechesis on creation: CCC 282–89

The world was created for the glory of God: CCC 293–94, 319

The mystery of creation: CCC 295–301, 317–18, 320

Man created in the image of God: CCC 355–57, 380–81

### Suggested Activity

Go for a walk with your child. Point out all the wonderful things God has given us.

## LESSON 2: WE SEE GOD IN THE WORLD AROUND US—CREATION

*Directions: Match the mothers and their babies.*



All life comes from God.

# Family Note

## Lesson 2: We See God in the World around Us—Creation

The story for this lesson is an adaptation of Genesis 1:1–31. We call God Creator because he made the world and everything in it from nothing. God made all the things in the world for people to use. We can use all the things God made, but we cannot use other people. We love, praise, and thank God for the wonderful world he has given us.

### Vocabulary

**Creator:** God, who made everything from nothing

**angels:** persons created by God without bodies

### Concepts of Faith

**Who made the world and everything in it?**

*God made the world and everything in it.*

**Who is our Creator?**

*God is our Creator.*

**Who are the angels?**

*The angels are persons but they do not have bodies. They praise God, and act as God's messengers and our guardians.*

### Correspondence to the *Catechism of the Catholic Church*

The Creator: CCC 279–81

Catechesis on creation: CCC 282–89

The world was created for the glory of God: CCC 293–94, 319

The mystery of creation: CCC 295–301, 317–18, 320

Man created in the image of God: CCC 355–57, 380–81

### Suggested Activity

Go for a walk with your child. Point out all the wonderful things God has given us.



## LESSON 3: I AM SPECIAL TO GOD, WHO MADE ME

*Directions: Find and color the hidden animals.*



God asked Adam to name all the animals.

# Family Note

## Lesson 3: I Am Special to God, Who Made Me

The two stories for this lesson are adaptations of Luke 18:15–17 and Genesis 1:26 and 2:18–23. We are all special because we are images of God. We can love and act the way God loves and acts. We can share God’s life. As images of God, we want to teach others about God and his love for us. The good things we think, say, and do help others see and learn about God through us.

### Vocabulary

**image:** the reflection of ourselves and others as in a mirror

**soul:** the invisible, spiritual, and immortal gift from God that gives us life

### Concepts of Faith

#### Why are we special to God?

*We are special because we are made in the image of God.*

### Correspondence to the *Catechism of the Catholic Church*

Man created in the image of God: CCC 355–57, 380–81


Equality and difference willed by God: CCC 369

### Suggested Activity

Together look at pictures of your child as a baby. Discuss how much your child has grown.

# LESSON 3: I AM SPECIAL TO GOD, WHO MADE ME

*Directions: Help the children find their way to Jesus.*



Jesus said, "Let the children come to me."

# Family Note

## Lesson 3: I Am Special to God, Who Made Me

The two stories for this lesson are adaptations of Luke 18:15–17 and Genesis 1:26 and 2:18–23. We are all special because we are images of God. We can love and act the way God loves and acts. We can share God’s life. As images of God, we want to teach others about God and his love for us. The good things we think, say, and do help others see and learn about God through us.

### Vocabulary

**image:** the reflection of ourselves and others as in a mirror

**soul:** the invisible, spiritual, and immortal gift from God that gives us life

### Concepts of Faith

#### Why are we special to God?

*We are special because we are made in the image of God.*

### Correspondence to the *Catechism of the Catholic Church*

Man created in the image of God: CCC 355–57, 380–81


Equality and difference willed by God: CCC 369

### Suggested Activity

Together look at pictures of your child as a baby. Discuss how much your child has grown.

## LESSON 3: I AM SPECIAL TO GOD, WHO MADE ME

*Directions: Find and count the things that are different. Put the number here: \_\_\_\_.*



**We reflect God in different ways.**



# Family Note

## Lesson 3: I Am Special to God, Who Made Me

The two stories for this lesson are adaptations of Luke 18:15–17 and Genesis 1:26 and 2:18–23. We are all special because we are images of God. We can love and act the way God loves and acts. We can share God’s life. As images of God, we want to teach others about God and his love for us. The good things we think, say, and do help others see and learn about God through us.

### Vocabulary

**image:** the reflection of ourselves and others as in a mirror

**soul:** the invisible, spiritual, and immortal gift from God that gives us life

### Concepts of Faith

#### Why are we special to God?

*We are special because we are made in the image of God.*

### Correspondence to the *Catechism of the Catholic Church*

Man created in the image of God: CCC 355–57, 380–81

Equality and difference willed by God: CCC 369

### Suggested Activity

Together look at pictures of your child as a baby. Discuss how much your child has grown.

## LESSON 4: ACTIONS AND ATTITUDES— THE TEN COMMANDMENTS

*Directions: Circle the good actions.*



Our actions should show we love God.

# Family Note

## Lesson 4: Actions and Attitudes—The Ten Commandments

The two stories for this lesson are adaptations of Matthew 19:16–22 and Exodus 20:1–17. God gave us the Ten Commandments to help us know how to live as his images. They are a way of life for an image of God. The Commandments are not rules or laws forced on us, but rather the way an image of God chooses to act. When we choose to act as an image of God by following the Commandments, we show our love for God.

### Vocabulary

**Commandments:** directions God gives us so that we can know how to act as images of God  
**envy:** unhappiness over something good that someone has

### Concepts of Faith

**How should we show our love for God?**

*We should show our love for God by choosing to follow the Commandments that he gave us.*

### Correspondence to the *Catechism of the Catholic Church*

The Old Law: CCC 1962

The Ten Commandments: CCC 2054–69

### Suggested Activity

Work together with your child on a small project or task. Have your child help you make a cake, wash the car, set the table, make a bed, etc. Point out the steps or directions you follow to do this project or task the correct way.



## LESSON 4: ACTIONS AND ATTITUDES— THE TEN COMMANDMENTS

*Directions: Help Moses find the right way.*



**God gave Moses the Ten Commandments.**

# Family Note

## Lesson 4: Actions and Attitudes—The Ten Commandments

The two stories for this lesson are adaptations of Matthew 19:16–22 and Exodus 20:1–17. God gave us the Ten Commandments to help us know how to live as his images. They are a way of life for an image of God. The Commandments are not rules or laws forced on us, but rather the way an image of God chooses to act. When we choose to act as an image of God by following the Commandments, we show our love for God.

### Vocabulary

**Commandments:** directions God gives us so that we can know how to act as images of God  
**envy:** unhappiness over something good that someone has

### Concepts of Faith

**How should we show our love for God?**

*We should show our love for God by choosing to follow the Commandments that he gave us.*

### Correspondence to the *Catechism of the Catholic Church*

The Old Law: CCC 1962

The Ten Commandments: CCC 2054–69

### Suggested Activity

Work together with your child on a small project or task. Have your child help you make a cake, wash the car, set the table, make a bed, etc. Point out the steps or directions you follow to do this project or task the correct way.



## LESSON 4: ACTIONS AND ATTITUDES— THE TEN COMMANDMENTS

*Directions: Match the actions to the words.*



**Tell the truth.**



**Say your  
prayers.**



**Obey parents.**



**Worship God.**

**The Ten Commandments help us act as images of God.**

# Family Note

## Lesson 4: Actions and Attitudes—The Ten Commandments

The two stories for this lesson are adaptations of Matthew 19:16–22 and Exodus 20:1–17. God gave us the Ten Commandments to help us know how to live as his images. They are a way of life for an image of God. The Commandments are not rules or laws forced on us, but rather the way an image of God chooses to act. When we choose to act as an image of God by following the Commandments, we show our love for God.

### Vocabulary

**Commandments:** directions God gives us so that we can know how to act as images of God  
**envy:** unhappiness over something good that someone has

### Concepts of Faith

**How should we show our love for God?**

*We should show our love for God by choosing to follow the Commandments that he gave us.*

### Correspondence to the *Catechism of the Catholic Church*

The Old Law: CCC 1962


The Ten Commandments: CCC 2054–69

### Suggested Activity

Work together with your child on a small project or task. Have your child help you make a cake, wash the car, set the table, make a bed, etc. Point out the steps or directions you follow to do this project or task the correct way.

## LESSON 5: LOVE OTHERS AS GOD LOVES YOU

*Directions: Connect the dots and finish coloring the picture.*



**The poor woman showed her love for God.**

# Family Note

## Lesson 5: Love Others as God Loves You

The two stories for this lesson are adaptations of Mark 12:41–44 and Luke 10:30–37. We are made in the image of God to do what God does. God loves us; God loves everyone. Because God loves us and everyone, we should love ourselves and everyone else. First we should love God (then we should love ourselves, and then we should love others as God loves us). When we love others, we make ourselves happy because we are acting as God made us to act.

### Vocabulary

**love:** choosing to help everyone, including ourselves, be the best images of God we can be

### Concepts of Faith

#### Whom does God love?

*God loves everyone.*

#### Whom are we to love?

*We are to love God, ourselves, and everyone else.*

### Correspondence to the *Catechism of the Catholic Church*

God, “He Who Is”, is Truth and love: CCC 214, 231

God is love: CCC 221, 231

The Holy Spirit—God’s gift: CCC 733

Communion in spiritual goods: CCC 952

Marriage in God’s plan: CCC 1602

“Male and Female He Created Them”: CCC 2331

Holy Orders: CCC 1593–98

The communal character of the human vocations: CCC 1878

The Christian family: CCC 2204–6


Conversion and society: CCC 1889

### Suggested Activity

Give your child an extra hug. Say, “I love you.”

## LESSON 5: LOVE OTHERS AS GOD LOVES YOU

*Directions: Help the kind stranger find the man who needs help.*



**We should love others as God loves us.**



# Family Note

## Lesson 5: Love Others as God Loves You

The two stories for this lesson are adaptations of Mark 12:41–44 and Luke 10:30–37. We are made in the image of God to do what God does. God loves us; God loves everyone. Because God loves us and everyone, we should love ourselves and everyone else. First we should love God (then we should love ourselves, and then we should love others as God loves us). When we love others, we make ourselves happy because we are acting as God made us to act.

### Vocabulary

**love:** choosing to help everyone, including ourselves, be the best images of God we can be

### Concepts of Faith

#### Whom does God love?

*God loves everyone.*

#### Whom are we to love?

*We are to love God, ourselves, and everyone else.*

### Correspondence to the *Catechism of the Catholic Church*

God, “He Who Is”, is Truth and love: CCC 214, 231

God is love: CCC 221, 231

The Holy Spirit—God’s gift: CCC 733

Communion in spiritual goods: CCC 952

Marriage in God’s plan: CCC 1602

“Male and Female He Created Them”: CCC 2331

Holy Orders: CCC 1593–98

The communal character of the human vocations: CCC 1878

The Christian family: CCC 2204–6


Conversion and society: CCC 1889

### Suggested Activity

Give your child an extra hug. Say, “I love you.”

## LESSON 5: LOVE OTHERS AS GOD LOVES YOU

*Directions: Color the pictures.*



**Show your love by helping others.**

# Family Note

## Lesson 5: Love Others as God Loves You

The two stories for this lesson are adaptations of Mark 12:41–44 and Luke 10:30–37. We are made in the image of God to do what God does. God loves us; God loves everyone. Because God loves us and everyone, we should love ourselves and everyone else. First we should love God (then we should love ourselves, and then we should love others as God loves us). When we love others, we make ourselves happy because we are acting as God made us to act.

### Vocabulary

**love:** choosing to help everyone, including ourselves, be the best images of God we can be

### Concepts of Faith

#### Whom does God love?

*God loves everyone.*

#### Whom are we to love?

*We are to love God, ourselves, and everyone else.*

### Correspondence to the *Catechism of the Catholic Church*

God, “He Who Is”, is Truth and love: CCC 214, 231

God is love: CCC 221, 231

The Holy Spirit—God’s gift: CCC 733

Communion in spiritual goods: CCC 952

Marriage in God’s plan: CCC 1602

“Male and Female He Created Them”: CCC 2331

Holy Orders: CCC 1593–98

The communal character of the human vocations: CCC 1878

The Christian family: CCC 2204–6

Conversion and society: CCC 1889

### Suggested Activity

Give your child an extra hug. Say, “I love you.”